

INTERIOR MATERIALS
2016



Interior Materials



Future Trend Series

Surface Mounted COP's, LOP's & Buttons



Future Trend
Cabin Operating
Panel FTC (Black)

Dimension: (X) 162 mm x (Z) 30 mm x (H) 1001 mm



Future Trend
Surface Mounted
LOP's FTL (Black)

Dimension: (X) 106 mm x (Z) 25 mm x (H) 250 mm



Future Trend
Surface Mounted
LOP's FTL
(Stainless steel)

Dimension: (X) 106 mm x (Z) 25 mm x (H) 250 mm



Future Trend
Button FTB

Dimension: (X) 33mm x (H) 50 mm



Future Trend
Surface Mounted
Indicator FTHL
(Black)

Dimension: (X) 250 mm x (Z) 25 mm x (H) 106 mm



Future Trend
Surface Mounted
Indicator FTHL
(stainless steel)

Dimension: (X) 250 mm x (Z) 25 mm x (H) 160 mm

Interior Materials



AKC BES | AKC

Flush Mounted COP's

AKC BES BLUE LINE XX* AKC BES XX* AKC BES L XX* AKC BES TL XX* AKC BES T XX* AKC BES U-CONTROL XX*

Dimension: (X) 200 mm x (Y) 2000 mm



Stainless Steel Mirror

Stainless Steel Satin

Any type of push button or floor position indicator (display) is available
 *XX: the number of push buttons recesses
 Dimension: (X) Width x (Y) Height

AKC HBT
XX*



AKC HB
XX*



Standard Fixation COP's

(X) Width x (Y) Height

Type	Number of Push buttons recesses	Faceplate Dimensions (W x Y)	Embedded Box Aperture Dimensions
AKC HB:	4 to 8	200 x 710	660 x 170
COP's with embedded box, without telephone box	10 to 16	200 x 880	825 x 170
	18 to 22	200 x 1050	995 x 170
AKC HBT:	4 to 8	200 x 880	825 x 170
COP's with embedded box and telephone box	10 to 16	200 x 1050	995 x 170

Any type of push button or floor position indicator (display) is available
 *XX: the number of push buttons recesses

Interior Materials



Car Operating Panels

Horizontal COP's

FPY-1000 BLUE LINE



(X) 1050 mm x (Z) 65 mm x (H) 150 mm

FPY 1000 LISA



(X) 1050 mm x (Z) 131 mm x (H) 157 mm

FPY 1000 SL



(X) 1050 mm x (Z) 131 mm x (H) 157 mm

Satin or mirror stainless steel faceplates
Special stainless steel faceplates available upon request

Surface Mounted COP's

**AKC-SM-BA
BLUE LINE XX***



(X) 225 mm x (Z) 35 mm x (Y) 1100 mm

SM BA XX*



(X) 225 mm x (Z) 35 mm x (Y) 1100 mm

Surface mounted KLEEMANN COP's, standard type or customised to the car specific dimensions

Any type of push button or floor position indicator (display) is available

*XX: the number of push buttons recesses
Dimension: (X) Width x (Z) Depth x (Y) Height

Interior Materials



Car Operating Panels

Push Buttons

MT42



(X) 39 mm x (Y) 39 mm

FTB



(X) 33 mm x (Y) 50 mm

BLUE LINE

KLH42R



ø 41 mm

KLH42Q



(X) 35 mm x (Y) 35 mm

RT42
by Schaefer



(X) 30 mm x (Y) 30 mm

BA54K



(X) 48 mm x (Y) 38 mm

In compliance with EN 81.70

Surface Mounted Indicators

WPY910VL



(X) 200 mm x (Z) 117 mm x (Y) 175 mm

With
Inclined
Faceplate

SM910VL



(X) 200 mm x (Z) 40 mm x (Y) 135 mm

SM908SA



(X) 145 mm x (Z) 20 mm x (Y) 90 mm

Flush Mounted Indicator

P95-902 U



(X) 230 mm x (Z) 20 mm x (Y) 92 mm

Please contact your technical advisor for materials' compatibility restrictions.

Interior Materials



Landing Operating Panels

AKL Flush Mountend LOP's

AKL005



(X) 85 mm x (Y) 230 mm

AKL102



AKL103



AKL003



AKL101



(X) 85 mm x (Y) 180 mm

AKL055



(X) 150 mm x (Y) 285 mm

AKL057



AKL A102



AKL A101



AKL A104



(X) 85 mm x (Y) 190 mm

(X) 85 mm x (Y) 265 mm

(X) 85 mm x (Y) 315 mm

AKL241



(X) 210 mm x (Y) 250 mm

AKL242



Interior Materials



Handrails



K2



K3



K4



K5



K6



K7

Ceilings




O3




O7



O10



O13




O14



O15



O55



T120



T310

Please contact you technical advisor for materials' compatibility restrictions.

Interior Materials




Walls

HP Laminates



Du 1715VV



Du 7401 HG



(HD) 2416 PL



AB 659



Du 6254 HG



(MT) 2042 G



AB 383



AB 1306 HG




(HD) 2982 PL



Du 5372 HG



(HD) 2307 PL



(HD) 8013



Du 5410 HG



(HD) 2228 PL



(HD) 8012



DU 8110



622 A



(PL)2122

Stainless Steel



Satin



Mirror



Gold Satin



Checks



12LG



B/A Linen

Wooden



IVE 05



IVE07



IVE14



VC 1181



VC 1182



VC 1183



VC 1184



VC 1190



VC 1192



VC 1203

Interior Materials



Walls

Glass




Yellow Mat 4090



Orange Mat 504090



Red Mat



Mat (white)



PS YB9 (green)



PS BM15 (blue)

Special Split Panels




M 1785

Skinplates



DL 86




A90 GTA



F12 PPS



PPS31



A67SMA



PPS13



PPS 93



B13



N19SA

Artificial Leather



Leather Pelle Sintetica S-4605



Leather Madeira 4411



Leather Saronno S-7005



Leather Pelle Sintetica S-4604



Leather Saronno S-7015



7004

Special Melamine Panels



144



142



147



145



A 402



A 378

Please contact your technical advisor for materials' compatibility restrictions.

Interior Materials



Floors

Rubber Floors



Black 6801



Griffon 6768



6674



6603



6602



Anthracite 6727



MX19101

Ceramic Tiles



GP5 Nero



GP10



Greek Pentelikon



Nero Markuinia



Ceramic Ivory



Daino Realle




Ceramic Cream



Ceramic Kreo Brown

Artificial Granites



Regal Beige



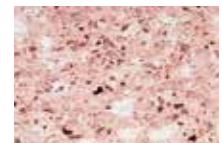
Regal White



Regal Red



Regal Black



Regal Pink

Floor Laminate



8766



8096



8459



1675



720



8630

Interior Materials



Choose from
a vast variety
of RAL colors
and create
your own
unique
cabin
design!



Please contact you technical advisor for materials' compatibility restrictions.



www.kleemannlifts.com

Colours may differ slightly from those shown in the brochure, owing to the limitations of the printing process.

While every effort has been made to ensure information accuracy, KLEEMANN bears no responsibility for typographic errors or omissions.

Copyright © KLEEMANN 2015