




# SODIMAS®

ascenseurs

## COMPONENTS CATALOGUE 2016





## Contents

Index .....	4
General terms of sale .....	9

### **MACHINERY** ..... 13

A4 motor for machine FF360 120 St/Hr - 2V.....	26
A4 motor for machine FF360 180 St/Hr - 2V.....	27
A4 motor for machine FF360 240 St/Hr - 2V.....	27
A4 motor for machine FF360 VVVF - 240 St/Hr.....	26
B9 motor for machine FF610 / 630 / 650 VVVF 240 St/Hr .....	28
B9 motor for machine FF610/630/650 120 D/H 2 speeds .....	30
B9 motor for machine FF610/630/650 180 St/Hr and 240 St/Hr 2 speeds .....	29
Bedplate.....	35
Brake - Brake bracket.....	38
Brake - Brake coil.....	37
Brake accessories.....	41
Brake contact .....	40
Brake spare parts set .....	42
Coupling flange .....	44
Drum machine FF 360 / 610 .....	24
Drum machine TS 200 T Synchronous motor.....	17
Drum machine TS 240 T Synchronous motor.....	18
Encoder.....	45
Flywheel and flange .....	43
GEARLESS machine GL300A & GL300S.....	34
GEARLESS machine GT240 & GT300.....	33
Insulation.....	36
Lid / flywheel (with switch).....	44
Miscellaneous machine room electrical elements...47/48	
Miscellaneous machine room electrical elements.....	48
Miscellaneous machine room mechanical elements.....	49 - 50 - 51 - 52 - 53 - 54
Protection - Casing.....	46
Sodiciel 3 brake.....	40
Sodiciel 3 motors.....	31
SPZ300/SPZ800 brake.....	39
SPZ300A/SPZ800A brake.....	39
TA / TS motors .....	31
Traction machine FF 360.....	20
Traction machine FF 610.....	21
Traction machine FF 650.....	22
Traction machine FF 800 / 825 / 850 .....	23
Traction machine TA 140 Asynchronous motor .....	19
Traction machine TS 140 Synchronous motor .....	15

Traction machine TS 200 Synchronous motor.....	16
Traction machine with extended shaft .....	25
Traction pulley.....	32

### **SUSPENSION** ..... 55

Bi-directional speed governor Ø 200 mm PFB .....	61
Bi-directional speed governor Ø 300 mm PFB .....	61
Divertor pulley on flange T235.....	69
Divertor pulley with bearing T234 .....	68
Extra pulleys VMotion.....	71
Linear tension device.....	64
Miscellaneous electrical elements .....	77
Miscellaneous mechanical elements .....	77
Pulley .....	70
Rope .....	75
Rope accessories.....	76
Rope socket .....	72 - 73
Sodiciel 3 .....	70
Speed governor accessories.....	65 - 66
Speed governor GERVALL single direction Ø 200 mm - Type 60-200.....	57
Speed governor GERVALL single direction Ø 300 mm - Type 60-300.....	58
Speed governor options PFB .....	62
Speed governor rope.....	67
Speed governor single direction Ø 200 mm PFB.....	59
Speed governor single direction Ø 300 mm PFB.....	60
Speed governor tension pulley.....	63
Speed governor tension pulley GERVALL single direction - Ø 200 mm - Type 10.064.ØA .....	57
Speed governor tension pulley GERVALL single direction - Ø 300 mm - Type 10.065.ØA .....	58
Traction belt .....	74
Various counterweight .....	71
VMotion .....	71
Yoke mechanics .....	71

### **FIXED PART SHAFT** ..... 79

BBuffers .....	84
Guide rail .....	81
Guide rail brackets .....	83
Guide rail clip - Guide rail wedge.....	82
LED shaft lighting.....	85
Miscellaneous shaft electrical elements .....	87

# Contents

Miscellaneous shaft mechanical elements ..... 88  
 Shaft lighting ..... 86

## YOKE - COUNTERWEIGHT CAR ..... 89

Car accessories ..... 106 - 115  
 Car frame ..... 121  
 Car wall finish for renovation ..... 105  
 Counterweight fillers ..... 115  
 Guide shoes ..... 91 - 92  
 Inserts ..... 94  
 LED lighting ..... 108 - 109  
 Load weighting device for other assembly ..... 123  
 Load weighting device on ropes ..... 122  
 Low, custom-made crossbeam TB3 / TB5 for guide T.. 119  
 Miscellaneous mechanical elements ..... 124  
 Modulable car frame EESY (mod) ..... 117  
 Modulable car frame EESY (mod) for T rail ..... 118  
 Non-standard car - Options ..... 102  
 Non-standard car Basic specification ..... 101  
 Parapet balustrade folding ..... 125  
 Renovation articulated false ceiling with LED ..... 110  
 Roller ..... 95  
 Safety gear single direction ..... 96  
 Standard car frame and lower beam RENO 60 G2 for round guide rail ..... 116  
 Standard cars - Options ..... 98  
 Standard cars - Options Floor finishes The size neolith 99  
 Standard cars Basic specification ..... 97  
 TB3 / TB5 Lower beam accessories for T rail ..... 120  
 Vandal resistant car ..... 103 - 104  
 Various counterweight yoke mechanics ..... 124

## SELECTION ..... 127

Cam and base ..... 132 - 133  
 Limit switch / Thumbler ..... 131  
 Miscellaneous selection mechanical elements ..... 134  
 Sensor ..... 129 - 130

## LANDING DOOR ..... 135

Bearing mechanism ..... 139  
 Door closer for swing door ..... 141

Door lock / Electrical contact ..... 140  
 Landing roller / Opposite roller ..... 138  
 Landing sill ..... 139  
 Miscellaneous landing door electrical elements ..... 142  
 Replacement of the mechanism for landing doors MONITOR ..... 137

## CAR DOOR ..... 143

Belt ..... 153  
 Car door sill ..... 145  
 Car roller ..... 145  
 Complete car door ..... 157 - 158 - 159 - 160 - 161 - 162  
 Door toe guards ..... 149 - 150 - 151  
 FERMATOR doors ..... 146  
 Miscellaneous car door electrical elements ..... 155  
 Miscellaneous car door mechanical elements ..... 156  
 Motor ..... 152  
 Operating board / Inverter ..... 154  
 Retiring cam / Anti-creep lock ..... 147  
 Safety edge ..... 148  
 Skate ..... 146

## COMMUNICATION SIGNAL BUTTONS ..... 165

ANGEL push buttons ..... 194  
 Automatic pictograms for LCD indicators ..... 170  
 Backlight load and instruction indicator ..... 170  
 Bluestyle range ..... 167 - 168 - 169  
 Car operating panel ALL BLACK ..... 177  
 Cyntra buttons ..... 195  
 Cyntra IP54 buttons ..... 197  
 CYNTRA IP54 car operating panel ..... 175  
 Cyntra XL buttons ..... 196  
 DEMON push buttons ..... 194  
 Displays / Synthesis ..... 190 - 191 - 192 - 193  
 Evolya braille push button ring ..... 199  
 Full height COP in mirror stainless steel (chrome- gold- black colour) ..... 181  
 Half column standard inox ..... 178  
 Handfree intercom SAFELINE/SODIMAS ..... 208 - 209  
 Horizontal car push button XL ..... 182  
 Independent 3-wire universal encoder kit ..... 204  
 Intercom ..... 210  
 Key switch / Keypad access ..... 201  
 Landing displays 2" ..... 186

## Contents

Landing displays 3" .....	187
Landing displays 4" .....	188
Landing displays 7" .....	189
Landing push button .....	184 - 185
Landing push button - Stock .....	183
Library of standard message .....	206
Operating panel accessories .....	202 - 203
STANDARD CYNTRA car operating panel .....	174
STANDARD EVOLYA car operating panel .....	173
Standard stainless steel folding column CAN display .....	179
Standard stainless steel folding column SAF display .....	180
Synia symbol .....	198
Tailor made car operating panel .....	176
Telephone SAFELINE/SODIMAS .....	207
TUMBLER buttons .....	194
Universal car operating panel Stock .....	172
Voice synthesizer Standard programming .....	205
water drop type push button ring for Angel / Démon button .....	200

### CONTROLLERS .....211

Board .....	219 - 220
Expansion / Remote board .....	221 - 222 - 223 - 224 - 225 - 226
Inverter .....	227 - 228
Material - Inspection box .....	233
Miscellaneous controller electrical elements .....	234 - 235
Multi-brand solutions for lift without machinery .....	215
NG240 controller .....	214
Quick Install controller .....	213
Relay / Switch .....	231 - 232
Stock controller + shaft selection .....	218
System of command with predetermination DDS compatible Quick Install up to 6 devices .....	216
Transformer .....	230
Ventilators FUJI .....	229
VF kit for existing installation SODIVARLIFT .....	217

### WIRING .....237

Miscellaneous wiring electrical elements .....	242
NG240 Standard Wiring .....	239
Shaft electrical wiring .....	242
Travelling cable .....	240
Trunking .....	241

### HYDRAULICS .....243

Complete hydraulic pump unit MORIS .....	251
EOL kit .....	253
Hydraulic flexible hose MORIS .....	250
Hydraulic joints / Cylinder ram MORIS .....	245
Hydraulic pump unit parts HYDRONIC LIFT .....	249
Hydraulic pump unit parts MORIS .....	246 - 247 - 248
Miscellaneous hydraulic system electrical elements .....	252
Oil for hydraulic pump unit .....	251

### TOOLS .....255

Cleaning / Maintenance .....	257 - 258
Tools .....	259 - 260 - 261

### STICKERS .....263

Display .....	265 - 266
---------------	-----------

### STATEMENTS .....267

Electrical modernisation kit SODELEM .....	269
Gear machine bedplate replacement kit .....	273
Push button box record EN81/70 .....	279
T section / Round guide car frame statement .....	281
Safety gear T / Round guide rail statement .....	284
Hydraulic renovation kit .....	285
Car / Inside decoration replacement .....	286
EOL hydraulic lift replacement kit .....	290
Request for complete lift quote .....	292

# Index

## A

A4 motor	26/27
Absolute metering	129
Adapter connector NG240	260
Adapting bracket for thumblers	131
Additional key (key switch)	201
Adjust timer relay	156
Alloy floor	102
Antenna (door detection)	148
Anti-slip cam	147
Anti-slip cam bracket	147
Articulated point	156
ATV58 display	227
ATV58 pocket	227/260
Autonomous encoder	204
Autonomous power supply	108/114/210

## B

B9 motor	28/29/30
Back face display	192
Backlight	193
Backlight board	193
Ball bearing	51
Battery	108
Battery (phone)	114/209
Beam sensor	123
Beam switch	130/240
Bearing	49
Belt	153
Belt controller	74/260
Belt fastener	153
Belt tensioner kit	124
Belt trigger	153
Belt trigger on counterweight	71/124
Blank engraving plate	193
Blanket cross handle	112
Block power phone	114
BlueStyle	167/168/169/170
Board for safety edge	148
Board for shaft selection	129
Bolt	41/45
Box for governor	65
Box protection lead	203
Brackand	83
Bracket guide rail	65
Brackets for blanket	105
Brackets for ladder	53
Braille (button)	182/196/197/199
Brake	39/40/41/42
Brake assembly	41/42
Brake brackets	38/41/42
Brake cable	39/50
Brake coil	37
Brake Contact	39/40/41
Brake disk	38/39/40
Brake handle	41
Brake release lever	40
Brake shoe rod	41
Brake unlocking (kit)	41
Brake wheel	41
Break cam bracket	37

Breakdown plate	265
Buffer	35/84/118/120
Buffer support	84
Bus duct	47/86
Button (female tenax)	112
Button/display cable	185/186/191/202
Buzzer	113/191

## C

Cable for LED	108
Cable oil	75/258
Call centre	209
Camera	234
Car	97/98/99/100/101/102/103/104
Car bed plate	97/101
Car CAN interface board	235
Car contact	113
Car COP	97/104/171/172/173/174/175/176/177
Car covering	102
Car door operator	157/158/159/160/161/162/163/164
Car door panel	157/158/159/160/161/162
Car emergency power	114
Car entrance	97/98/101/102/104/105
Car floor	97/98/99
Car frame	116/117/118/121
Car frame bar	124
Car frame fixing bracket	121
Car frame insulation	121
Car frame spring	73
Car Light	108
Car loudspeaker	208/209
Car push button box	182
Car Renovation	105/106
Car retaining tray	252
Car roof assembly	239
Car top	97/101
Car top handrail	54
Car wall	97/98/101/102/104/105/
Car wall protection	112
Car wood protection	102/107
Caution machine room plate	265
Ceiling	101/104
Cell for load weight device	122/123
Charger	114/234
Circuit breaker	48
Clamping ring	96
Cleaner stopper	52/261
Cog-wheel	153
Coil (circuit breaker)	47
Column	179/180/181
Complet car door	157/158/159/160/161/162
Condenser	155
Connecting switch box	242
Connection (hydraulic)	248
Connector	234
Connexion	247
Contact	140/142
Contact support	142
Contacteur	231/232
Control box	233
Control box power socket	87/113/233
Control photocell belt	31
Control valve resistance	246

## Index

Controller .....	213/214/218
COP push button edge .....	195/196/199/200
COP/Landing Push Button.....	167/194/195/196/197
Copel for spring .....	73
Counterweight filler.....	115
Coupling flange .....	44

### D

DC power supply.....	114/204
DDS command.....	216
Digital acces control.....	201
Direction arrows.....	187/190
Display .....	190
Display (indicator).....	192
Display tilted.....	192
Disruptor .....	235
Door accessories .....	156
Door arm.....	141
Door arm end .....	156
Door board.....	154
Door border support .....	156
Door cam .....	156
Door closer .....	141
Door contact.....	155
Door encoder .....	155
Door guide shoe.....	138
Door Inverter VVVF.....	154
Door Motor encoder.....	155
Door opposite roller.....	138/145
Door photocell.....	148
Door photocell receptor.....	148
Door roller.....	138/145
Door rubber stop .....	156
Door sill.....	139/145/157/158/159/160/161/162
Door toe guard .....	149
Door unlocking.....	146
Door zone control panel auto .....	47
Door/operator motor .....	152
Drum machine FF .....	24
Drum manchine seal.....	41
DTU locking system.....	47
DTU power board.....	47

### E

Edge for indicator .....	192
EEPROM.....	220
Electric gear .....	152
Electric switch .....	48/87/233
Emergency key .....	140/259
Emergency light.....	47/113/114
Emergency light led.....	114
Encoder.....	19/45
Encoder board for motor .....	227
Encoder coupling.....	45
Encoder lead.....	155
Encoder support.....	45
Encoder unit .....	204
EOL kit .....	253
Extension card.....	203/235
Extension lead antenna .....	208
Extension lead Flexled .....	85

### F

Face place kit for display 4" CAN.....	203/235
Face plate for load weighting .....	192
Face plate motor room/switchboard.....	210
False ceiling.....	97/98/102/105/110/111
Fan for inverter.....	227/229
Fan for motor.....	52
Fans .....	113
Filler cap (drum) .....	49/50
Filter.....	247
Fire-resistant absorbant.....	257
Fireman box .....	210
Fireman box glass .....	210
Fish plate .....	81
Fit out lift car .....	97/102/105
Fitting for mirror.....	111
Fixing handle.....	54
Flag for string line .....	132
Flange.....	28/29/30/43/52
Flashing beacon .....	113
Flat edge.....	35/49
Flat rail brackand.....	83
Flat-seat .....	113
Flexible hose.....	250
Flexled car roof .....	115
Flexled module LUZEO.....	85
Flicker-prevention cable.....	171/172/202
Floor covering.....	97/99/100/101/102/104/105/106
Floor finish.....	99/100/105
Floor support tool.....	261
Fluorescent light lead.....	86
Flywheel.....	43
Flywheel support .....	44
Front face display.....	192
FUJI encoder card .....	227
FUJI pocket.....	227/260
Fuse.....	234/235

### G

Galvanized skirt .....	54
Galvanized thimbles .....	67/76
Gear head .....	152
Gearless brake board.....	37
Gearless encoder.....	45
Gearless protection guard .....	46
GEARLESS traction machine .....	33/34
GERVALL Speed governor.....	57/58
Glass (indicator).....	192
Gloves protection .....	258
Governor coil.....	65
Governor contact.....	65/66
Governor protection guard.....	66
Governor return pulley protective lid.....	66
Governor rope.....	67
Governor support.....	57/58/62
Governor support additional bracket.....	65
Greace .....	258
Grease cleaner .....	258
Guard protective .....	46
Guard rail post.....	54

## Index

Guide rail.....	81
Guide rail brackand.....	83
Guide rail cleaner.....	257
Guide rail cleaner kit.....	257
Guide rail clip.....	82
Guide rail edge.....	82
Guide rail fixing tool.....	259
Guide rail starter.....	83
Guide shoe.....	91/92/93/120
Guide shoe support.....	93

### H

Half column COP.....	178
Halogen bulb centring collar.....	109
Halogene.....	111
Halogene bulb.....	111
Halogene downlight.....	109/111
Hand pump.....	247
Handrail.....	54/98/101/102/104/105/107/112
Handrail hand fitted.....	106/107/105/112
Handrail joist.....	112
Handrail tube.....	106
Handset motor room/switchboard.....	210
Heater resistor.....	246/252
Helped brake command.....	234
Helped brake command box.....	37
Hoist gear.....	52/261
Hub.....	43
Hydraulic coil.....	246/247
Hydraulic module.....	224
Hydraulic oil.....	251
Hydraulic parts (Hydronic lift).....	249
Hydraulic parts (MORIS).....	246/247/248
Hydraulic power pack.....	251

### I

Indicator speaker.....	191
Inductive loop amplifier.....	208
Inductive loop tester.....	261
Insert (round cable support).....	240
Insert for guide shoe.....	94
Insulation.....	36
Insulation hydraulic power pack.....	246
Interceptor.....	148
Interceptor board.....	148
Interceptor support.....	148
Intercom.....	210
Intercom face plate.....	210
Inverter filter.....	227
Inverter VVVF.....	228

### J

Jamming cleaner.....	257
Jerican.....	258
Junction box.....	87/242

### K

Key switch.....	201
Kit adapter connector NG240.....	260
Kit antenna mobee deported.....	219/234

### L

Ladder.....	53
Ladder bracket.....	53
Ladder hooking bracket.....	54
Ladder support.....	53/54
Landing board CAN QI.....	203/221
Landing box.....	183/184/185
Landing display.....	186/187/188/189/204
Landing door for Monitor mecanism replacment.....	137
Landing face plate.....	171/172/175/183/184/192/204/235
Landing mecanism.....	139
Laser range-finder.....	130
Laser rangefinder.....	130/131
LED (bulb).....	109
LED light (push button).....	194/196
LED module (pit box).....	87/233
LED non-standard power supply.....	108
LED slab.....	108
Levelling.....	218
Levelling set.....	221
Lifting hook.....	54
Light emergency power.....	108
Light switch.....	48/87
Limit switch cam.....	118/132/133
Linear tension device.....	64
Load device power supply board.....	122/123
Load sensor mounting key.....	122
Load weighting.....	122/123
Load weighting contact.....	123
Load/overload indicator.....	123
Lock (electrical panel).....	47
Lock contact.....	140
Lock door.....	140
Lock lever.....	140
Locking (electrical panel).....	48

### M

Machine Room (accessories).....	54
Machine room prop.....	35
Machinerom light.....	47
Machinerom pipe.....	239
Machinerom switch.....	47
Magnet.....	132/154
Magnet support.....	240
Magnetic finger.....	129
Magnetic rod support.....	130
Magnetic switch.....	154
Maintenance box.....	113/233
Male mounting for blanket.....	112
Manual safety instruction (instruction plate).....	265
Mask button.....	194/195
Mirror.....	97/98/101/104/105
Mobee.....	260
Motor bed plate.....	31/35

## Index

Motor fan span.....	52
Motor filter.....	47
Motor flange/Hydraulic pump.....	248
Motor room box.....	50
Motor room step.....	54
Motor room trap door.....	53/101
Multi-brand transformation kit.....	215

### N

Neon tube.....	47/86
NG 120 extension card.....	224
NG 240 extension card.....	223
NG02/12 control board.....	220
NG12 NG 02 extension card.....	225
NG120 control board.....	220
NG240 control board.....	219
Noise control relay.....	41

### O

Oil collector.....	88
Oil cooler.....	247
Oiler.....	118/120/124
Oleo motor.....	248
Output cylinder union.....	247

### P

Paint.....	257
Parapet balustrade.....	125
PFB Speed governor.....	59/60/61
Phone.....	207/208/209
Phone emergency power.....	209
Pictogramm (indicator).....	170
Pin.....	50
Pit switch box.....	87/233
Plate (lock).....	140
Plug.....	48/87
Plugging set of distribution.....	248
Pocket programmation.....	260
Power supply panel.....	48
Power supply switch (kit).....	50
Power unit sealing.....	245
Pressure contact.....	246
Pressure gauge.....	248/249
Profil.....	105/133
Programmation.....	191/202/260/260
Programmed SD-micro.....	191
Protection blanket.....	112
Protection grid for fan.....	113
Pulley contact.....	77
Pulley protection guard.....	63
Push button box connexion.....	203
Push button box interface board.....	203/235
Push button protection.....	202
Push button ring EVOLYA.....	199
Push button ring VIRGULE.....	200

### Q

Quick Install control board.....	219
Quick Install extension card.....	221/222
Quick Install shunt module.....	242

### R

Rags.....	258
Rail contact.....	125
Recall drive box.....	113/233
Rectifier.....	41/235
Rectifier board.....	225
Rectifier bridge.....	235
Rectifier for contactor.....	231
Reflector.....	130/132
Relay.....	155/231/232
Relay control.....	246
Relay support.....	155/231
Release door cam.....	146
Remote electronics.....	208
Remote reset system for governor.....	62
Replacement kit UPS.....	234
Reset contact.....	62/65
Resistance door.....	155
Retiring cam.....	147
Retractable door toe guard.....	149/150/151
Rivet.....	112
Roller.....	95
Rope socket.....	72/73
Rope socket stop.....	73
Rope tension device contact.....	77
Round guide rail.....	116/118/119
Rubber hedge.....	156
Rubber stop.....	51
Rubber stopper.....	156
Rubble.....	258

### S

Safety edge.....	148
Safety gear.....	96/116
Safety gear lower beam.....	116/118/119/120
Safety gear system.....	96
Safety gear trigger.....	96
Safety gear valve.....	247
Safety protection sign.....	259
SC 4/30 extension card.....	224
SC4/30 control board.....	220
Screw.....	246/249
Screw pull stopper.....	52/261
Screw-ring.....	76
SD-micro.....	191
Selection.....	127/128/129/130/131/132/133/134/205
Sensor.....	129
Shaft Light.....	85/86
Shaft pipe.....	239
Shaft selection support.....	133
Shaft selector.....	129
Shaft support.....	133
Shaft switch.....	87
Shaft tape weight.....	133

## Index

Shim for guide shoe.....	93
Shunt.....	53/140
Shut-off valve.....	246
Sirene.....	115
Skate of cam.....	147
Skirting.....	97/101/102/104/105/107
Slack rope control.....	50
Slide sensor.....	129
Slow down set.....	154
Soap.....	258
Sodicel 3 motor.....	31
Sodilink board.....	219
Sodimas SO320 pocket.....	260
Sodivarlift control board.....	219
Spader.....	259
Spare transmitter.....	148
Speech synthesis board.....	190
Speed governor guard.....	54/66
Speed governor insulation.....	62
Speed governor support.....	65
Speed governor tension pulley.....	57/58/63
Spot support.....	109/111
Spray contact cleaner.....	257
Square shoe for panel guide.....	156
Stainless steel cleaner.....	257
Standard poer supply.....	108
Start valve.....	247
Startup kit.....	260
Sticker.....	265/266
Sticker 0 fireman.....	265
STOP box.....	87/233
Stop contact V.....	149
Stop tube.....	156
String line.....	132
String line support.....	132
Suction cap (blanket).....	112
Suspension pulley.....	70
Switch.....	48
Synia Button symbol.....	198
<b>T</b>	
TA/TS motor.....	31
Telephone face plate.....	210
Telephone Push Button.....	87/233
Telephone/laptop cable.....	202/209
Tempory extension lead.....	260
Tension pulley governor.....	63
Tensioning belt tool.....	261
Tensionmeter.....	31/74/260
Thermostat.....	47/252
Thumbler.....	131
tipper support.....	131
TMS/tape bracket.....	133
Total shaft selection tape.....	129
Traction belt.....	31/74
Traction machine bed plate.....	35
Traction machine cutting force.....	50
Traction machine FF.....	20/21/22/23/24/25
Traction machine oil.....	49
Traction machine protection guard.....	46
Traction machine protective lid.....	44
Traction machine TA.....	19
Traction machine TS.....	15/16/17/18
Traction machine with extended shaft.....	25
Traction pulley.....	32
Traction rope.....	75
Transformer.....	111/230
Trap door balance weight.....	53
Trap door lock.....	53
Traveling cable support.....	240
Travelling cable.....	239/240
Travelling cable flange support.....	240
Travelling cable support.....	240
Triangular key.....	259
Trigging coil (governor).....	62/65
Truncking.....	47/241
TS toe guard.....	46
Tube.....	247
TWIDO drive.....	154
<b>U</b>	
Universal laser support.....	130
Unlocking clamp.....	259
Update (cabinet program).....	260
UPS.....	234
UPS adapter card.....	234
<b>V</b>	
Valve.....	246
Valve block.....	248/249
Valve seal.....	245
Ventilator grid.....	113
Voice synthesizer message.....	206
Voice synthesizer with speaker.....	205
VVVF box.....	154
VVVF kit.....	217
VVVF resistor.....	227
<b>W</b>	
Water level in pit.....	87
Weel.....	44
Wipes.....	258
Wire divertor pulley.....	64/68/69/70/71
Wire rope grip.....	67/76
Wiring board plugging / traditional.....	226
Wiring extension cart.....	226
Wiring NG240.....	239

## Conditions of sale and delivery

### ORDERS AND OFFERS

Unless stipulated otherwise, our offers are valid up to 60 days after handing over. If the buyer's acceptance isn't totally in accordance with the offer or the quotation, the contract will be valid only after the seller has given his agreement in writing. Any modification requesting new studies or change in the supply might cause modification in the price or the delay.

Drawings, documents and studies given to customers, stay our property and can't, without formal agreement, be communicated to third party or be carrying out. It must be returned if the sale isn't concluded.

### CANCELLATION

Cancellation of any order or part of order won't be accepted unless it is confirmed by us in writing. In case of cancellation of order, the indemnity requested depends of the progress of the studies and the production of the goods.

The change of situation of one of our customer authorizes us to claim, either some warranties, either a deposit or otherwise the cancellation of the job in progress.

In case of bankruptcy or legal settlement, the order in hand might be canceled in full right. In any cases, all deposit will stay SODIMAS's property.

### DELIVERY

The freight for the DOM-TOM and overseas is stipulated under the 2010 Incoterm unless specified differently.

The company is free of obligation of delivery for all fortuitous cases or absolute necessity like lock-out, strike, epidemic, war, requisition fire, flooding, etc. intervening in theirs premises or in theirs suppliers' premises.

If, as a consequence of the buyer, the delivery is impossible at the scheduled time, we reserve the possibility to have available the goods or, if the order is subject to special fabrication, we'll make up for the cost of handling and storage namely 1% per late month, from the date requested in the order.

### TERMS OF PAYMENT

For the DOM-TOM and overseas, our invoices are payable to SODIMAS Pont de l'Isere 26 600 France, by confirmed and irrevocable letter of credit at sight from a French bank unless agreed otherwise by Sodimas. All letter of credit fees are to be borne by the buyer.

The property of the goods is reserved to Sodimas until full payment of the price (law 80335 12th of May 1980) In case of invoicing in foreign currency, the exchange rate loss will be at the buyer expense.

## Conditions of sale and delivery

### WARRANTY

Our warranty is void if the goods are modified or repaired without our consent.

### PLACE OF JURISDICTION

All disputes arising with the present contract shall be finally settled under the rules of conciliation and arbitration of the International Chamber of Commerce, whatever the conditions of sales and mode of payment are, according to the regulations and customs defined by the 2010 INCOTERMS publication Nr.460 and according to the arrangements within the present contract, the latter being judged according to French law.

### SALES AGREEMENT

Prices will be EX-WORKS. The conditions of sales as mentioned in this price-list will be according to the INCOTERMS of 2010 (publication from CCI, Nr.460).

If you prefer to use other means of transport (FCA, FOB, CIF, DDP), please advise us when placing an order.

### LANGUAGES CLAUSE

This present contract translated into English does not override the French contract which must be considered as the authentic master copy.

## Notes

## Notes



# MACHINE ROOM

PRICE LIST 2016





## Traction machine TS 140 Synchronous motor

### Synchronous motor (permanent magnets) with encoder

Comfort, accuracy, torque  
High gear box efficiency 0.84  
Compact  
Reversible position (horizontal / vertical)  
Low consumption - quiet operation  
Single machine up to max. load 400 kg and variable speed  
from 0.6 to 1 m/s in closed loop

Static load on shaft (Kg) : **2800**  
Starts per hour : **240 d/h**  
Voltage (V) : **400**  
Max. travel (m) : **50**  
Machine weight (Kg) : **200**  
Protection : **IP 21**  
Heat rating : **Classe F**  
Gear box efficiency : **0,84**



Rated load	Speed	Sheave diameter	Ropes	Rated power	Reduction	tr/mn	Brake voltage	Amps	Price €
180 to 400 kg	0,6 to 1 m/s	530 mm 4 grooves	4 x 9/11 mm	3,5 kW	2/51	950 per 1 m/s	DC110V 1A	7,5	

**Basic price includes :**

Gear box, pulley, synchronous motor, encoder, flywheel, flywheel support and safety switch control, oil, rope toe guard.

**Note :** - Machine operates with a SODIMAS 3VF synchronous controller

## Traction machine TS 200 Synchronous motor

### Synchronous motor (permanent magnets) with encoder

Comfort, accuracy, torque  
High gear box efficiency 0,82  
Compact  
Reversible position (horizontal / vertical)  
Low consumption - quiet operation  
Single machine up to max. load 630 kg and variable speed  
from 0.6 to 1 m/s in closed loop

Static load on shaft (Kg) : **5500**  
Starts per hour : **240 d/h**  
Voltage (V) : **400**  
Max. travel (m) : **80**  
Machine weight (Kg) : **360**  
Protection : **IP 21**  
Heat rating : **Classe F**  
Gear box efficiency : **0,82**



Rated load	Speed	Sheave diameter	Ropes	Rated power	Reduction	tr/mn	Brake voltage	Amps	Price €
450 to 630 kg	0,6 to 1 m/s	530 mm	5 x 9/11mm	5,9 kW	2/75	1400 per 1 m/s	DC110V 1,3A	13	

#### Basic price includes :

Gear box, pulley, synchronous motor, encoder, flywheel, flywheel support and safety switch control, oil, rope toe guard, instruction plate.

**Note :** - Machine operates with a SODIMAS 3VF synchronous controller

SODIMAS design - Photos and illustrations not contractuels - Modification without prior notice

## Drum machine TS 200 T Synchronous motor

### Synchronous motor (permanent magnets) with encoder

Comfort, accuracy, torque  
High gear box efficiency 0.82  
Compact  
Reversible position (horizontal / vertical)  
Low consumption - quiet operation



Speed	Rated power	Amps	Voltage	Speed frequency	Pole	Reduction
0,60 m/s	6,8 kW	15 A	400 V	93,3 Hz /1400 rpm	8	2/75

Torque	Starting	Protection	Heating	Efficiency	Brake
1420 Nm	240 d/h	IP 21	Classe F	0,82	110VDC 1,3A

ø drum	Width drum	Maxi travel	Maxi load*	ø Rope	VVVF frequency	Price €
350 mm	500 mm	21 m (tread of 11 mm)	750 Kg	8/10 mm	85 Hz	
400 mm	500 mm	24 m (tread of 11 mm)	670 Kg	10 mm	74 Hz	

\*Maxi load : rated load + car frame load + car lift + door + electrical accessories

#### Basic price includes :

Gear box, motor, drum, encoder, coupling, support, oil, sflywheel support and safety contact system.  
Without bed frame

**Note : - Machine operates with a SODIMAS 3VF synchronous controller**

SODIMAS design - Photos and illustrations not contractuels - Modification without prior notice

## Drum machine TS 240 T Synchronous motor

### Synchronous motor (permanent magnets) with encoder

Comfort, accuracy, torque  
High gear box efficiency 0,80  
Compact  
Low consumption - quiet operation



Speed	Rated power	Amps	Voltage	Speed frequency	Pole	Reduction
0,60 m/s	9,7 kW	20,8 A	400 V	96,7 Hz /1450 rpm	8	2/93

Torque	Starting	Protection	Heating	Efficiency	Brake
2350 Nm	240 d/h	IP 21	Classe F	0,80	110VDC 1,5A

ø drum	Width drum	Maxi travel	Maxi load*	ø Rope	VVVF frequency	Price €
400 mm	500 mm	21 m (tread of 11 mm)	1000 Kg	10 mm	90 Hz	
450 mm	500 mm	24 m (tread of 11 mm)	900 Kg	10 mm	80 Hz	
500 mm	400 mm	23 m (tread of 11 mm)	800 Kg	10 mm	72 Hz	

\*Maxi load : rated load + car frame load + car lift + door + electrical accessories

#### Basic price includes :

Gear box, motor, drum, encoder, coupling, support, oil, sflywheel support and safety contact system.  
Without bed frame

**Note : - Machine operates with a SODIMAS 3VF synchronous controller**

SODIMAS design - Photos and illustrations not contractuels - Modification without prior notice

## Traction machine TA 140 Asynchronous motor

### Asynchronous motor


Compact  
Reversible position (horizontal / vertical)  
Single machine up to 320 kg carrying capacity  
and speed 0.6 to 0.8 m/s  
Flexibility over 4 pulley diameters

Static load on shaft (Kg) : **2800**  
Starts per hour : **240 d/h**  
Voltage (V) : **400**  
Max. travel (m) : **50**  
Machine weight (Kg) : **250**  
Protection : **IP 21**  
Heat rating : **Classe F**  
Brake : **110 vcc**



Rated load	ø sheave	Car speed	VVVF frequency	Rated power	Price €
320 kg	425 x 4 x 8/11	0,6 m/s	40 -> 50 Hz	3,5 kW	
	480 x 4 x 8/11	0,6 -> 0,7 m/s	41 -> 47 Hz		
	520 x 4 x 8/11	0,6 -> 0,8 m/s	37 -> 50 Hz		
	560 x 4 x 8/11	0,6 -> 0,8 m/s	37 -> 50 Hz		

### Closed loop option :

Item code	Price €
 <p>TA/TS 140/200 incremental encoder 8-15 vcc - 1024 rpm</p>	
<b>2 950 003</b>	

### Basic price includes :

Gear box, pulley, synchronous motor, flywheel, flywheel support and safety contact system, oil, rope toe guard.

## Traction machine FF 360

### Basis price of the traction machine including

Gear without outboard bearing  
Brakes AD1 48V (or 110 V)  
Cone-shaped traction sheave 36°  
Ratio 1/42 1/53 1/62 1/72  
Complete balance of the assembly machine/motor



#### Motor and additional accessories

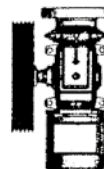
Gear box delivered without lubricant

Ø pulley	Number of ropes	Ø ropes	Price €	Ø pulley	Number of ropes	Ø ropes	Price €	
440	4	8		550	3 or 4	8		
	5	to			5	to		
	6	11			6	11		
480	3 or 4	8		580	4	12		
	5	to				to	13	
	6	11		600	3 or 4	8		
	3	12				to	11	
	4	to				5	11	
520	5	13		650	4	12		
		to				to	13	
		6	11		600	4	8/11	
	4	12		to			13	
	to	13						

Options	Price €
Ratio 1/37 S	
Ratio 1/45 S	
Ratio 2/37	

**Maximum static load on standard output shaft = 2 500 Kg**

**Maximum static load on long shaft = 2 200 Kg**




Traction machine left



Traction machine right

## Traction machine FF 610

Basis price of the traction machine including	
Gear	
Brakes AD1 48V (or 110 V)	
Cone-shaped traction sheave 36°	
Ratio 1/40P	
Complete balance of the assembly machine/motor	
<b>Motor and additional accessories</b>	
Gear box delivered without lubricant	

Ø pulley	Number of ropes	Ø ropes	Price €	Ø pulley	Number of ropes	Ø ropes	Price €
440	4	8		520	4	12	
	5	to			5	and	
	6				6	13	
	7	11		550	4	8	
480	4	8			5	to	
	5	to			6	11	
	6				4	12	
	7	11			5	and	
	4	12			6	13	
	5	and		600	4	8	
6	13		5		to		
500	4	8			6	11	
	5	to			4	12	
	6				5	and	
	7	11			6	13	
	4	12		630	4	8	
	5	and			5	to	
6	13		6		11		
520	4	8			4	12	
	5	to			5	and	
	6				6	13	
	7	11					

Options	Price €
Ratio 1/59	
Ratio 1/49P	
Ratio 2/47	




Traction machine left



Traction machine right

Maximum static load on standard output shaft = 3200kg

## Traction machine FF 650

Basis price of the traction machine including	
Gear	
Brakes AD1 48V (or 110 V)	
Cone-shaped traction sheave 36°	
Ratio 1/61, 1/50, 1/42	
Complete balance of the assembly machine/motor	
<b>Motor and additional accessories</b>	
Gear box delivered without lubricant	

Ø pulley	Number of ropes	Ø ropes	Price €	Ø pulley	Number of ropes	Ø ropes	Price €	
480	4	8		600	4	8		
	5				5			
	6		to		6		to	
	7	11			7	11		
	4	12			4	12		
	5		and		5		and	
	6		13		6		13	
520	4	8		630	4	8		
	5				5			
	6		to		6		to	
	7	11			7	11		
	4	12			4	12		
	5		and		5		and	
	6		13		6		13	
550	4	8		650	4	8		
	5				5			
	6		to		6		to	
	7	11			7	11		
	4	12			4	12		
	5		and		5		and	
	6		13		6		13	

Options	Price €
Ratio 2/49 et 2/59	
Ratio 3/41	

Maximum static load on standard output shaft = 4 000 Kg



Traction machine left

Traction machine right

## Traction machine FF 800 / 825 / 850

### Basic price of the traction machine including

The gear box with reinforced bearing SN515  
The braking bloc AD3 48Vdc  
Cone-shaped traction sheave 36°  
Ratio 1/40,1/49,1/61 (for FF800 & FF825)  
Complete balance of the assembly machine/motor

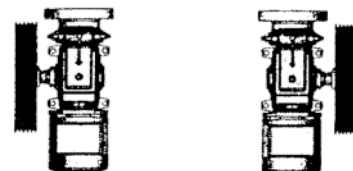


#### Motor and additional accessories

Gear box delivered without lubricant

Ø pulley	Number of ropes	Ø ropes	Price €	Ø pulley	Number of ropes	Ø ropes	Price €
480	4	8		600	4	8	
	5	to			5	to	
	6				6		
	8	11			8	11	
	4	and			4	12	
	5				5		
	6				6		
	8		13			8	13
520	4	8		630	4	8	
	5	to			5	to	
	6				6		
	8	11			8	11	
	4	and			4	12	
	5				5		
	6				6		
	8		13			8	13
550	4	8		670	4	8	
	5	to			5	to	
	6				6		
	8	11			8	11	
	4	and			4	12	
	5				5		
	6				6		
	8		13			8	13

Options	Price €
FF800 ratio 2/49 and 2/59	
FF825 ratio 1/40, 1/49 and 1/61	
FF825 ratio 2/49 and 2/59	
FF850 ratio 2/49	
FF850 ratio 3/47	



Traction machine left    Traction machine right

## Drum machine FF 360 / 610

Basic price of the machine includes a drum 400 length 500 mm

Note : 2 parallel windings for machine below

2 convergent windings for machine above

### BE CAREFUL ! VERY IMPORTANT

Take into consideration the total suspended weight i.e. : car load, car frame load, door and capacity.  
 We suggest using a synthetical lubricant.

**Gear box delivered without lubricant**

Designation	Price €
1. Total suspended weight maxi 570Kgs, V=0.63m/s, maxi travel : 23 m Machine FF360, ratio 1/53, drum diameter 400mm, length 500mm (left or right), motor 10.2HP, 4/16 poles, 120 St/Hr (flywheel 81). tread of 11.	
2. Total suspended weight maxi 570Kgs, V=0.63m/s, maxi travel : 23 m Machine FF360, ratio 1/53, drum diameter 400mm, length 500mm (left or right), motor 10 HP, 4 poles, 240 St/Hr (flywheel 50) tread of 11. 1 speed	
3. Total suspended weight maxi 600Kgs, V=0.63m/s, maxi travel : 21 m Machine FF360, ratio 1/45S, drum diameter 350mm, length 500mm, motor 10,2HP, 4/16 poles, 120 St/Hr (flywheel 81). tread of 11.	
4. Total suspended weight maxi 600Kgs, V=0.63m/s, maxi travel : 21 m Machine FF360, ratio 1/45S, drum diameter 350 mm, length 500mm, motor 10 HP, 4 poles, 240 St/Hr (flywheel 50). tread of 11. 1 speed	
5. Total suspended weight maxi 650Kgs, V=0.63m/s, maxi travel : 23 m Machine FF610, ratio 1/49, drum diameter 400mm, length 500mm (left or right), motor 12HP, 4/16 poles, 90 St/Hr (flywheel 5). With the heighten. tread of 11.	
6. Total suspended weight maxi 650Kgs, V=0.63m/s, maxi travel : 23 m Machine FF610, ratio 1/49, drum diameter 400mm, length 500mm (left or right), motor 12HP, 4 poles, 90 St/Hr (flywheel 4). 4 poles - With the heighten. tread of 11.	

### Other size of drum on request

Note : Steel wire rope non-gyratory advised.

## Traction machine with extended shaft

**IMPORTANT**

Prices are given in extra-price of the basic price of the machine  
with pulley of equivalent ratio

Machine type	Maxi static load	Ratio	∅ shaft	Distance machine/pulley	Réf.	Price €	
<b>FF360</b>	2 200	1/72 1/62 1/53 1/42	70	600	T1270		
		1/37S 1/45S					
		2/37					
<b>FF620</b>	2 600	1/59 1/49	75	600	T1265		
		1/40P					
		1/49P					
		2/47					
	3 500	1/59 1/49	85	600	T20/108		
						1/40P	
						1/49P	
						2/47	
		1/59 1/49	85	720	T20/111		
						1/40P	
						1/49P	
						2/47	

## A4 motor for machine FF360 VVVF - 240 St/Hr

**Basis price including :**

Stator and rotor that can be dismantled with mechanical ventilation, fixing screws and washers, spacers.  
Assembled and balanced with electronic equipment.



Power		1500 RPM (4 poles)	
HP	kW	Fly wheel n°	Price €
5,5	4	50	
7,5	5,5		
10	7,5		

NB: Flywheel type 50 (02 003 005)

## A4 motor for machine FF360 120 St/Hr - 2V

Power		1500/375 RPM		1000/250 RPM	
HP	kW	Fly wheel n°	Price €	Fly wheel n°	Price €
4	2,9			50	
4,5	3,3	50		50	
5	3,7	50		50	
5,5	4	76		76	
6	4,4	76			
6,7	4,9	78			
7,5	5,5	79			
8,3	6,1	79			
9	6,7	79			

## A4 motor for machine FF360 180 St/Hr - 2V

**Basis price including :**

Stator and rotor that can be dismantled with mechanical ventilation, fixing screws and washers, spacers. Assembled and balanced with electronic equipment.



Power		1500/375 RPM (4/16 poles)		1000/250 RPM (6/24 poles)	
HP	kW	Fly wheel n°	Price €	Fly wheel n°	Price €
4	2,9	50		50	
4,5	3,3	50		50	
5	3,7	50		50	
5,5	4	76		76	
6	4,4	76			
6,7	4,9	78			
7,5	5,5	79			
8,5	6,1	79			
9	6,7	79			
10	7,5	81			

## A4 motor for machine FF360 240 St/Hr - 2V

Power		1500/375 RPM (4/16 poles)		1000/250 RPM (6/24 pôles)	
HP	kW	Fly wheel n°	Price €	Fly wheel n°	Price €
4	2,9	50		50	
4,5	3,3	50		50	
5	3,7	50		50	
5,5	4	76		76	
6	4,4	76			
6,7	4,9	78			
7,5	5,5	79			
8,5	6,1	79			
9	6,7	79			

## B9 motor for machine FF610/630/650 VVVF 240 St/Hr

**Basis price including :**

Complete motor with fly wheel  
and hub of fly wheel  
(tray supp)

**Maximum powers :**

FF610-630 : 15 HP (11 kW)  
FF650 : 22 HP (16,2 kW)



Power		1500 RPM (4 poles)	
HP	kW	Fly wheel n°	Price €
6,8	4,9	3	
10,2	7,4	4	
12,2	9	4	
15	11	4	
20,5	15	4	
23	17	4	

Extra Price €	
Frame size ø 400 gears FF800 / 825 / 850 / 1150 (Only for motors dimensions 132)	

**Optional closed loop by incremental encoder (cf. page 45)**

## B9 motor for machine FF610/630/650 180 St/Hr and 240 St/Hr 2 speeds

**Basis Price € including :**

Complete motor with fly wheel and hub of fly wheel.  
(tray supp)

**Maximum powers :**

FF620-630 : 17 HP (12,5 kW)  
FF650 : 22 HP (16,2 kW)



### 180 D/H

### 240 D/H

Power		1500/375 RPM (4/16 poles)		1000/250 RPM (6/24 poles)		1500/375 RPM (4/16 poles)		1000/250 RPM (6/24 poles)	
HP	kW	Flyweel n°	Price €	Flyweel n°	Price €	Flyweel n°	Price €	Flyweel n°	Price €
4,5	3,3	2		4		2			
5	3,7	2		4		2		4	
5,5	4	3		5		3		5	
6	4,4	4		5		4		5	
6,8	4,9	4		6		4		6	
7,5	5,5	4		6		4		6	
8,5	6,3					4		7	
9	6,6	4		7		4		7	
9,5	7	4		8		4		8	
10	7,4	4				4		8	
11	8,1	4		8		4		8	
12	8,8	5		9		5		9	
13,6	10,3	5		10		5		10	
15	11	6		10		6		10	
17	12,5	6		11		6			
18	13,2	6		11		6			
19	14								
20,5	14,7	6				6			
22	16,2	7				7			

**Extra Price €**

Frame size ø 400 gears FF800 / 825 / 850 / 1150  
(Only for motors dimensions 132.)

## B9 motor for machine FF610/630/650 120 D/H 2 speeds

**Basis Price € including :**  
Complete motor with fly wheel  
and hub of fly wheel  
(tray supp)

**Maximum powers :**  
FF610-630 : 15 HP (11 kW)  
FF650 : 22 HP (16,2 kW)



Power		1500/375 RPM (4/16 poles)		1000/250 RPM (6/24 poles)	
HP	kW	Fly wheel n°	Price €	Fly wheel n°	Price €
4,5	3,3	2		4	
5	3,7	2		4	
5,5	4	3		5	
6	4,4	4		5	
6,8	4,9	4		6	
8,5	6,3	4		7	
9	6,6	4		7	
9,5	7	4		8	
10	7,4	4		8	
11	8,1	4		8	
12	8,8	5		9	
13,6	10,3	5		10	
15	11	6		10	
17	12,5	6			
18	13,2	6			
20,5	14,7	6			
22	16,2	7			

**Extra Price €**

Frame size ø 400 gears FF800 / 825 / 850 / 1150  
(Only for motors dimensions 132.)

--

## TA / TS motors

(\*) Presented photo



Item code	Designation	Price € HT
<b>2 950 002</b>	Synchronous motor TS140 3,5 kW (*)	
<b>2 020 400</b>	Synchronous motor TS200 5,9 kW - V1	
<b>2 020 500</b>	Synchronous motor TS200T 6,8 kW - V1	
<b>2 020 800</b>	Asynchronous motor TA140 - 3,5 kW	
<b>30SO032P00001</b>	Synchronous motor TS200T - 5,9 kW - V2	
<b>30SO032P00002</b>	Synchronous motor TS200/TS200T - 6,8 kW - V2	
<b>30SO032P00003</b>	Synchronous motor TS240/TS240T - 9,7 kW	



TA140



TS140




TS200

## Sodiciel 3 motors


	<table border="1"> <thead> <tr> <th>Code article</th> <th>Prix € HT</th> </tr> </thead> <tbody> <tr> <td colspan="2">Hutchinson poly V 10 marks 630kg dual belt drive unit - L = 1,530 mm - <b>To be replaced every 5 years or 5,000 hours</b></td> </tr> <tr> <td><b>1 700 000</b></td> <td></td> </tr> </tbody> </table>	Code article	Prix € HT	Hutchinson poly V 10 marks 630kg dual belt drive unit - L = 1,530 mm - <b>To be replaced every 5 years or 5,000 hours</b>		<b>1 700 000</b>			<table border="1"> <thead> <tr> <th>Code article</th> <th>Prix € HT</th> </tr> </thead> <tbody> <tr> <td colspan="2">Hutchinson poly V 13 marks 1,000kg dual belt drive unit - L = 1,530 mm - <b>To be replaced every 5 years or 5,000 hours</b></td> </tr> <tr> <td><b>1 700 010</b></td> <td></td> </tr> </tbody> </table>	Code article	Prix € HT	Hutchinson poly V 13 marks 1,000kg dual belt drive unit - L = 1,530 mm - <b>To be replaced every 5 years or 5,000 hours</b>		<b>1 700 010</b>	
Code article	Prix € HT														
Hutchinson poly V 10 marks 630kg dual belt drive unit - L = 1,530 mm - <b>To be replaced every 5 years or 5,000 hours</b>															
<b>1 700 000</b>															
Code article	Prix € HT														
Hutchinson poly V 13 marks 1,000kg dual belt drive unit - L = 1,530 mm - <b>To be replaced every 5 years or 5,000 hours</b>															
<b>1 700 010</b>															
	<table border="1"> <tbody> <tr> <td colspan="2">Electronic tensionmeter</td> </tr> <tr> <td><b>1 700 050</b></td> <td></td> </tr> </tbody> </table>	Electronic tensionmeter		<b>1 700 050</b>			<table border="1"> <tbody> <tr> <td colspan="2">Hutchinson belt photocell control with transmitter/receiver</td> </tr> <tr> <td><b>14 008 120</b></td> <td></td> </tr> </tbody> </table>	Hutchinson belt photocell control with transmitter/receiver		<b>14 008 120</b>					
Electronic tensionmeter															
<b>1 700 050</b>															
Hutchinson belt photocell control with transmitter/receiver															
<b>14 008 120</b>															
	<table border="1"> <tbody> <tr> <td colspan="2">Motor bed plate set 630 kg (support, motor B3 4kW, 2 belts poly V 10 striations, brake K6, encoder 4096 imp/ rot)</td> </tr> <tr> <td><b>02 010 144 EN</b></td> <td></td> </tr> </tbody> </table>	Motor bed plate set 630 kg (support, motor B3 4kW, 2 belts poly V 10 striations, brake K6, encoder 4096 imp/ rot)		<b>02 010 144 EN</b>			<table border="1"> <tbody> <tr> <td colspan="2">Motor bed plate set 1000 kg (support, motor B3 7 kW, 2 belts poly V 13 striations, brake K7, encoder 4096 imp/rot)</td> </tr> <tr> <td><b>02 010 146 EN</b></td> <td></td> </tr> </tbody> </table>	Motor bed plate set 1000 kg (support, motor B3 7 kW, 2 belts poly V 13 striations, brake K7, encoder 4096 imp/rot)		<b>02 010 146 EN</b>					
Motor bed plate set 630 kg (support, motor B3 4kW, 2 belts poly V 10 striations, brake K6, encoder 4096 imp/ rot)															
<b>02 010 144 EN</b>															
Motor bed plate set 1000 kg (support, motor B3 7 kW, 2 belts poly V 13 striations, brake K7, encoder 4096 imp/rot)															
<b>02 010 146 EN</b>															

## Traction pulley

(\*) Presented photo



Item code	Designation	Price €
<b>2 020 188</b>	Traction pulley for GL240S (*) Ø 330 mm - 4 x 11 - Tread of 16 - V 35°	
<b>2 020 199</b>	Traction pulley for GL/GT 300 Ø 400 mm - 5 x 10/11 - Tread of 16 - V 35°	
<b>30SO020P00008</b>	Traction pulley for GL300A Ø 410 mm 6 x 10/11 - Tread of 16 - V 35°	
<b>2 020 213</b>	Traction pulley for GL300S Ø 410 mm - 8 x 10/11 - Tread of 16 - V 35°	
<b>2 020 234</b>	Traction pulley for TS140 Ø 530 mm 4 x 9/11 - V 35°	
<b>30SO020P00006</b>	Traction pulley for GT240 Ø 330 mm 4 x 8/11 - V 35°	
<b>30SO020P00007</b>	Traction pulley for TS240 Ø 620 mm 6 x 11/13 - V 35°	
<b>3 425 416</b>	Traction pulley for TA 140 Ø 425 x 4 x 8/11 x 16 - V 35°	
<b>3 480 416</b>	Traction pulley for TA 140 Ø 480 x 4x 8/11x 16 - V 35°	
<b>3 520 416</b>	Traction pulley for TA 140 Ø 520 x 4 x 8/11 x 16 - V 35°	
<b>3 560 416</b>	Traction pulley for TA 140 Ø 560 x 4 x 8/11 x 16 - V 35°	

Item code	Price €
	
Sodiciel 3 traction pulley Ø 240 x 2 x 8 mm 630 Kg	
<b>3 030 027</b>	

Item code	Price €
	
Sodiciel 3 traction pulley Ø 240 x 3 x 8 mm 1000 Kg	
<b>3 030 037</b>	

**The replacement of the pulley requests IMPERATIVELY  
the replacement of the traction ropes and vice-versa**

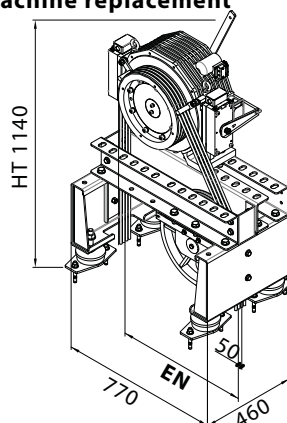
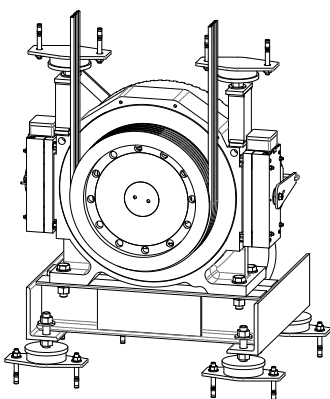
## GEARLESS machine GT240 & GT300

Static load (Kg) : **2000**  
 Startings per hour : **240 d/h**  
 Voltage (V) : **380**  
 Maxi travel (m) : **50 (GT240)/ 80 (GT300)**  
 Weight machine (Kg) : **205 (GT240) / 350 (GT300)**  
 Integrated coder  
 With approved sheave brake **CE**  
 IP 41

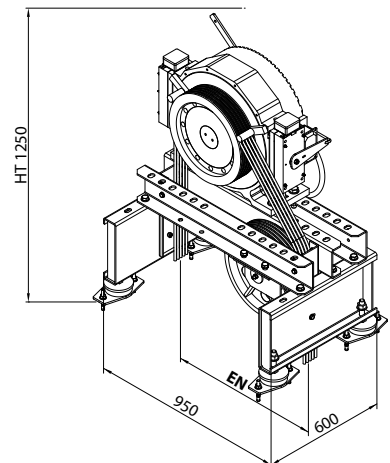


Rated load	Rated speed	Sheave diameter	Ropes	Rated power	Power consumption	r/mn
<b>Suspension 1/1</b>						
<b>GT240</b>						
180 to 320 kg	0,6 to 1 m/s	330 mm	4 x 8/11 mm	2 kW	7,1 A	36 to 59
<b>GT300</b>						
300 to 525 kg	0,6 to 1 m/s	400 mm	5 x 8/11 mm	3,4 kW	8 A	36 to 59
375 to 525 kg	1,2 to 6 m/s	400 mm	5 x 8/11 mm	6,7 kW	10,7 A	57 to 76
<b>Suspension 2/1</b>						
<b>GT240</b>						
300 to 450 kg	0,6 to 1 m/s	325 mm	4 x 8/11 mm	3,3 kW	7,9 A	71 to 118
300 to 450 kg	1,2 to 1,6 m/s	325 mm	4 x 8/11 mm	5,3 kW	12,2 A	142 to 189
<b>GT300</b>						
500 to 1000 kg	0,5 m/s	400 mm	5 x 8/11 mm	3,4 kW	8 A	48
525 to 630 kg	0,6 to 1 m/s	400 mm	4 x 8/11 mm	4,5 kW	10,5 A	60 to 96
800 to 1000 kg	0,6 to 1 m/s	400 mm	5 x 8/11 mm	6,7 kW	15,7 A	60 to 96
525 to 1000 kg	1,6 m/s	400 mm	5 x 8/11 mm	10,7 kW	23,9 A	153

**Nota : with balancing 50%**  
**Taken with renovation set on price**  
**Survey of all bed plate for traction machine replacement**



**GT240**  
410 < EN < 650

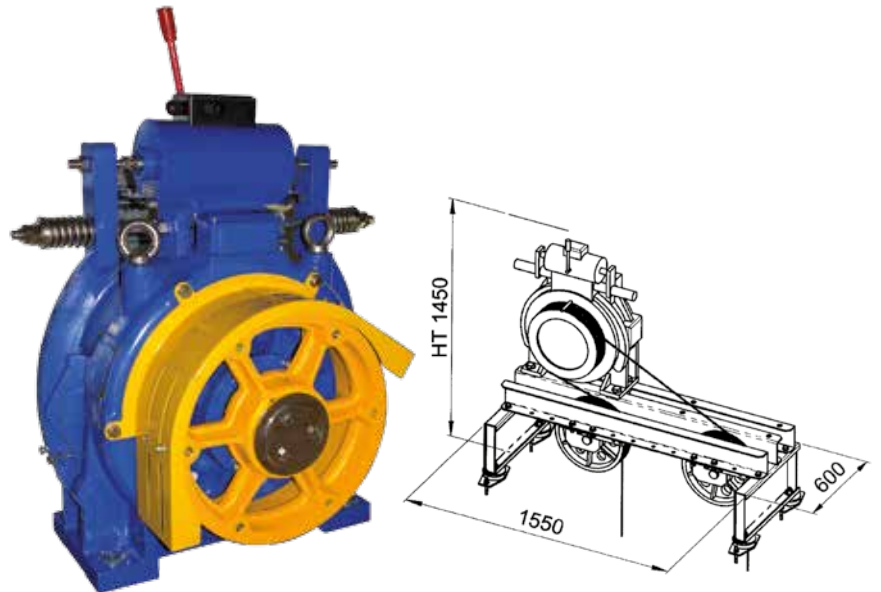


**GT300**  
445 < EN < 715

## GEARLESS machine GL300A & GL300S

### Suspension 1/1

Static load (Kg) : **4000**  
Startings per hour : **240 d/h**  
Voltage (V) : **380**  
Maxi travel (m) : **70**  
Weight (Kg) : **440**  
Integrated coder  
With approved sheave brake **CE**  
IP 41

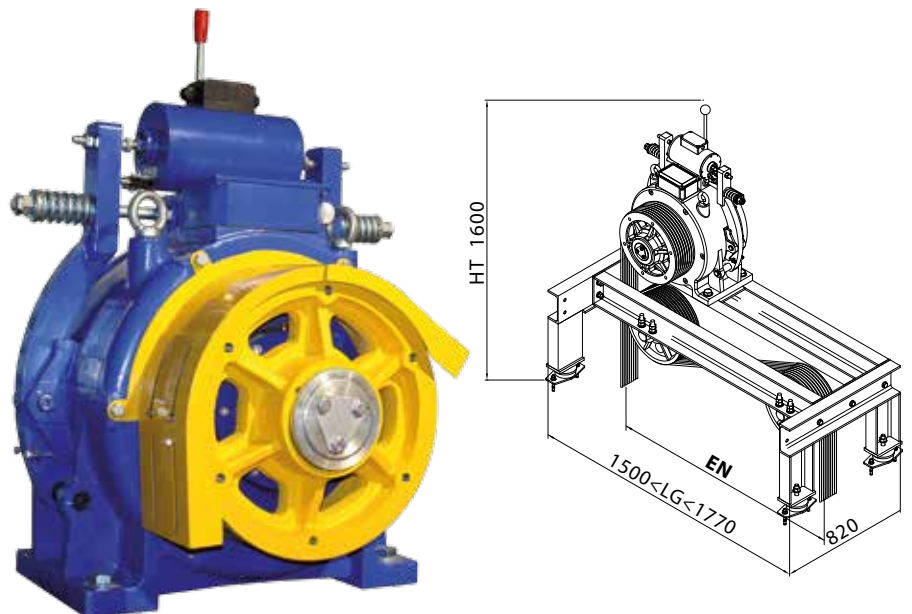


Rated load	Rated speed	Sheave diameter	Ropes	Rated power	Power consumption	r/mn
<b>Suspension 1/1</b>						
630 kg	0,6 to 1 m/s	410 mm	6 x 8/11 mm	4,4 kW	11,3 A	29 to 47
630 kg	1,2 to 2 m/s	410 mm	7 x 8/11 mm	8,7 kW	20 A	57 to 94

**Nota : With balancing 50%**  
**Taken with renovation set on price**  
**Survey of all bed plate for traction machine replacement**

### Suspension 1/1

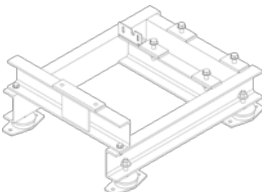




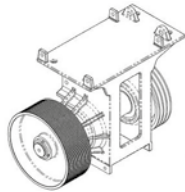



Static load (Kg) : **5500**  
Startings per hour : **240 d/h**  
Voltage (V) : **380**  
Maxi travel (m) : **80**  
Weight (Kg) : **660**  
Integrated coder  
With approved sheave brake **CE**  
IP 41



Rated load	Rated speed	Sheave diameter	Ropes	Rated power	Power consumption	r/mn
<b>Suspension 1/1</b>						
675 to 1000 kg	0,6 to 1 m/s	410 mm	8 x 8/11 mm	6,4 kW	17,2 A	29 to 48
675 to 1000 kg	1,2 to 1,6 m/s	410 mm	8 x 8/11 mm	11,1 kW	27,2 A	56 to 75

**Nota : With balancing 50%**  
**Taken with renovation set on price**  
**Survey of all bed plate for traction machine replacement**

## Bedplate

	Item code	Price €		Item code	Price €
				Standard bed plate FF360 reversible left/right including the bolts and nuts (no insulation)	
	<b>02 010 150 EN</b>			<b>02 360 100 EN</b>	
				Standard bed plate FF610 reversible left/right	
	<b>30SO010E00003</b>			<b>2 610 100</b>	
				Standard bed plate FF610 reversible left/right including the bolts and insulations (4*C364+4*C509)	
	<b>02 010 174 EN</b>			<b>02 610 100 EN</b>	
				Sodiciel 3 motor bed plate set 630 kg (bed plate + traction pulley 2 grooves and fitted driving pulley)	
	<b>02 010 140 EN</b>			<b>02 010 143 EN</b>	
				Bottom motor room insulated prop 1080 < H < 1800	
	<b>2 000 000</b>			<b>2 010 164</b>	
				Buffer type B	
				<b>12 020 153</b>	

## Insulation

(\*) Presented photo



Item code	Designation	Price €
<b>12 300 115</b>	Insulation V25 - static load 600 to 1100Kgs (*) (Price per cm, allow 6.5 cm per terminal)	
<b>12 300 116</b>	Insulation S800/25 - static load 1100 to 1870 Kg (Price per cm, allow 6.5 cm per terminal)	
<b>12 300 117</b>	Insulation S900/25 -static load 1870 to 2500 Kg (Price per cm, allow 6.5 cm per terminal)	
<b>12 020 153 EN</b>	Traction machine insulation + nuts/bolts	

## Brake - Brake coil

(\*) Presented photo



Item code	BRAKE COIL	Price €
-----------	------------	---------

<b>2 061 820</b>	Brake coil AD1 48V for FF330/340/360/610/620/630/650 (*)	
<b>2 061 830</b>	Brake coil AD1 80VCC for FF330/340/360/610/620/630/650	
<b>2 061 825</b>	Brake coil AD1 110V for FF330/340/360/610/620/630/650	
<b>2 061 828</b>	Adaptation plate AD1 on FF340 (*)	
<b>2 061 829</b>	Adaptation plate AD1 on FF620	
<b>2 061 860</b>	Brake coil AD3 48V for FF825/850 (*)	
<b>2 061 935</b>	Brake coil AD3 110V for FF825/850	
<b>2 061 871</b>	Brake coil AD4 48V for FF1150	

<b>2 950 001</b>	Brake coil for TA/TS140 (*)	
<b>30SO052P00002</b>	Brake coil for TS200/TS240 - V2	
<b>2 950 010</b>	Brake coil (110 Vcc) for GL300	
<b>2 950 015</b>	Brake coil AC220V for GL300S/A	
<b>30SO050P00006</b>	Brake coil DZE 9A for TS200/240	

Item code	BRAKE BOARD	Price €
-----------	-------------	---------

<b>2 950 018</b>	Electronic brake board for GL240S/ GL300A/ GL300S(*)	
<b>2 950 019</b>	Electronic brake board for GL240 / GL300	

Code article	Coffret de commande de frein secourue	Prix € HT
--------------	---------------------------------------	-----------

<b>BST00000000090</b>	Emergency control box	
-----------------------	-----------------------	--

## Brake - Brake bracket

(\*) Presented photo



Item code	Designation	Price €
<b>2 060 022</b>	Set of brake brackets for machine FF310/320/340/360/610/620/650 (*)	
<b>2 060 025</b>	Set of brake brackets for machine FF330/630	
<b>2 800 002</b>	Set of brake brackets for machine FF800/825/850	
<b>2 125 010</b>	Set of brake brackets for machine FF1150	
<b>2 950 020</b>	Set of brake brackets for Gearless GL240 (*)	
<b>2 950 023</b>	Set of brake brackets for Gearless GL240S	
<b>2 950 025</b>	Set of brake brackets for Gearless GL300	
<b>2 950 026</b>	Set of brake brackets for Gearless GL300S	
<b>2 950 033</b>	Set of brake brackets for TA/TS140 (*)	
<b>30SO050P00002</b>	Set of brake brackets for GT300 - FZD 12 - Right	
<b>30SO050P00003</b>	Set of brake brackets for GT300 - FZD 12 - Left	
<b>30SO050P00004</b>	Set of brake brackets for GT300 - FZD 10 - Right	
<b>30SO050P00005</b>	Set of brake brackets for GT300 - FZD 10 - Left	
<b>30SO050P00007</b>	Set of brake brackets for TS200/240	
<b>30SO052P00003</b>	Disc brake for TS200 - V1	

Item code	Price €
<b>2 950 027</b>	



Set of brake brackets for VM630 - Ø 180



Code article	Prix € HT
<b>2 950 031</b>	

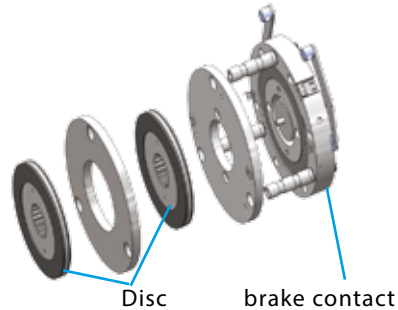
Set of brake brackets for VM1600 GTF3 (11.2 kW) Ø 250







<b>2 950 028</b>	

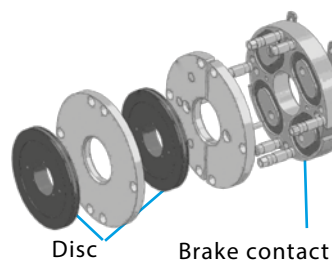
Set of brake brackets for VM1000 - Ø 250

## SPZ300/SPZ800 brake



SPZ300		SPZ800	
Item code	Price €	Item code	Price €
	Complete set of brake 110V + contact for machine VM630		Complete set of brake 110V + contact for machine VM1000
<b>2 950 016</b>		<b>2 950 022</b>	
	Cable for brake VM630 1000 kg		Pair of brake de-energising contacts GTF VM630-1000
<b>2 020 249</b>		<b>2 950 055</b>	

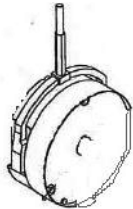
## SPZ300A/SPZ800A brake



SPZ300A		SPZ800A	
	Complete set of brake SPZ300A for machine VM630		Complete set of brake SPZ800A for machine VM1000
<b>2 020 710</b>		<b>2 020 720</b>	
	Pair of brake de-energising contacts for brake SPZ300A / SPZ800A		
<b>30S0990P00001</b>			

## Sodiciel 3 brake

(\*) Presented photo



Item code	Price €
Brake K6 for motor B3 4 kW 630 kg 150 Nm - 180 Vdc Special rectifier bridge S4	
<b>1 700 630</b>	



Item code	Price €
Brake K7 for motor B3 7 kW 1000 kg 200 Nm - 180 Vdc Special rectifier bridge S4	
<b>1 701 000</b>	



Lever set for manual brake switch off 630 kg	
<b>02 010 028 EN</b>	



Lever set for manual brake switch off 1000 kg	
<b>02 010 029 EN</b>	



Brake K8 for motor B3 180 Vdc	
<b>1 020 014</b>	

## Brake contact



Item code	Price €
VM 630 - 1000 (*)	
<b>2 950 055</b>	



Item code	Price €
Gearless set of brake contacts Former product	
<b>2 950 050</b>	



Gearless set of brake contacts for GL240/240S/300/300S New product	
<b>2 950 051</b>	

## Brake accessories

	Item code	Price €		Item code	Price €
	Complete brake handle FF320/600/620/750/800	<b>2 003 013</b>		Brake handle FF340 <1999	<b>2 340 018</b>
	Brake handle FF340/360 >1999	<b>02 340 018 A</b>		Brake wheel FF340	<b>2 340 014</b>
	Noiseless sticky pad for coil	<b>2 003 020</b>		Waterproof wheel seal FF340	<b>02 340 011 A</b>
	Double bolt for drum FF340/620 with ring seal	<b>02 340 011 EN</b>		Return spring brake braket AD1 FF340/360/610/620/650	<b>2 800 006</b>
	Brake unlocking kit 1 lever Vmotion	<b>02 010 121 EN</b>		Brake wheel FF620	<b>2 062 001</b>
	Brake contact kit Vmotion	<b>01 010 011 EN</b>		Brake unlocking kit 2 levers Vmotion	<b>02 010 137 EN</b>
	Rectifier S4 (Sodiciel / VMotion) for brake K6/K7	<b>1 700 100</b>		Brake stake unit GTN2	<b>2 010 162</b>

## Brake spare parts set

(\*) Presented photo

This set is mainly for FORSID traction machine in order to **comply with Standard EN 81-1 (§ 12.4)**

It includes :  
2 coils type AD1, AD2 or AD3 following type of machine,  
48Vdc, a bracket to fit on existing machine,  
the pair of brake bracket with accessories  
(following type) and a silicone tube for the sealing joint.



**Other power supply and type on request.**

Item code	Type of machine	New brake	Price €
<b>2 061 420</b>	F350 (1.2) n° 42	AD1	
<b>2 061 430</b>	F500 (1.3) F750 (1.9) n° 43	AD1	
<b>2 061 440</b>	F750 (1.14) n° 44	AD1	
<b>2 061 450</b>	FF320-600-700 UNIMEC n° 45	AD1	
<b>2 061 460</b>	FF400 n° 46	AD1	
<b>2 061 470</b>	FF750 n° 47	AD1	
<b>2 061 480</b>	FF300 DIGAMMA (1 <sup>st</sup> serial) n° 48 (*)	AD1	
<b>2 061 490</b>	FF300 (2 <sup>nd</sup> serial) n° 49	AD1	
<b>2 061 500</b>	FF310 n° 50	AD1	
<b>2 061 510</b>	F1000 n° 51	AD3	
<b>2 061 520</b>	FF1000 n° 52	AD3	
<b>2 061 540</b>	FF340 n° 56 (type F.L.P) (without brake bracket)	AD1	
<b>2 061 550</b>	FF610/620/650 n° 57 (type F) (without brake bracket)	AD2	
<b>2 061 560</b>	FF800/850 old brake type F n° 58	AD1	
<b>On request</b>	FF620 type AD1 to replace disc brake n° 65	AD2	
	FF800/825/850 n° 59 (without brake bracket)	AD3	

## Flywheel and flange

(\*) Presented photo



Item code	Designation				Price €
	Flywheel only assembly (for machine FF) with 6 hex screws				
	Flywheel type	ø flywheel	Thickness	Weight (kg)	
<b>2 002 019</b>	1213/08	290	25	12,5	
<b>2 002 001</b>	1213/01	290	30	13,9	
<b>2 002 002</b>	1213/02	330	30	15,8	
<b>2 002 003</b>	1213/03	330	40	18,2	
<b>2 002 004</b>	1213/04	375	40	20,4	
<b>2 002 005</b>	1213/05	400	40	23	
<b>2 002 006</b>	1213/06	425	40	25,6	
<b>2 002 007</b>	1213/07	450	40	27,8	
<b>2 002 008</b>	1213/08	475	42	28,8	
<b>2 002 009</b>	1213/09	500	42	29,8	
<b>2 002 010</b>	1213/10	525	44	32,4	
<b>2 003 005</b>	FF 360/50	290	52	11,5	
<b>2 003 001</b>	FF 360/60	290	65	16	
<b>2 003 002</b>	FF 360/76	310	60	18,5	
<b>2 003 000</b>	FF 360/78	310	80	24	
<b>2 003 032</b>	FF 360/79	350	52	24	
<b>2 003 033</b>	FF 360/81	360	55	26	
<b>14 200 046</b>	ALU FF 610/620 (*)	450	25	5,2	
<b>14 200 051</b>	ALU FF 360 (*)	300	20	1,78	
<b>14 200 051 A</b>	Adapting flange for aluminium flywheel/drum FF360				
<b>2 004 032</b>	Hub only for flywheel FF 620 length 80mm, ø 32 mm (*)				
<b>2 800 000</b>	Hub only for flywheel FF800/825/850, length 110mm, ø 42 mm				



## Coupling flange

(\*) Presented photo



Item code	Designation	Price €
<b>2 030 023</b>	Coupling flange for FF300 à FF700, ø 32 mm, lenght 68 mm (*)	
<b>2 030 028</b>	Coupling flange for FF 620, ø 32 mm, lenght 62 mm	
<b>2 030 037</b>	Coupling flange for FF 650, ø 32 mm, lenght 58 mm	
<b>2 800 001</b>	Coupling flange for FF 800/825/850 ø 48 mm, lenght 103 mm	

## Lid / flywheel (with switch)



Item code	Designation	Price €
<b>2 020 600</b>	Protective lid for TS140 (with switch) (*)	
<b>2 020 601</b>	Protective lid for TS200 (with switch) old model	
<b>2 020 602</b>	Protective lid for TS140/200/240 (with switch) new model	



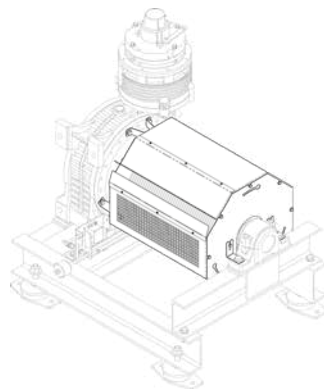
<b>02 010 125 EN</b>	Flywheel braket set motor manual control GL300 / 240 / 240S	
<b>2 950 090</b>	Flywheel ø 240 mm for TA/TS 140/200 (*)	
<b>12 010 194 EN</b>	Wheel brace TA/TS	

## Encoder

	Item code	Price €		Item code	Price €
	Gearless ERN487 encodeur + 6 m cable	<b>2 950 054</b>		Incremental encoder for TA/TS 140/200 8-15 vcc - 1024 rpm	<b>2 950 003</b>
	Gearless ERN487 encodeur + 10 m cable	<b>2 950 045</b>		Incremental encoder VM1 4096 imp/tr type 4096PTSR 5 Vdc hollow shaft	<b>1 004 096</b>
	Encoder support set for machine FF330/360 (position 31)	<b>02 340 013 B</b>		Encoder support set for machine FF610/620/630 (position 32)	<b>2 610 013</b>
	Encoder support set for machine FF650	<b>2 650 013</b>		Encoder support set for machine FF800/825 (position 34)	<b>2 800 013</b>
	Encoder DHM510 + union type RE0444 - 1024 imp/rpm 5Vdc output shaft ø 10 mm	<b>14 200 017</b>		Encoder hollow shaft 20mm GHU920 type - 1024 imp/rpm 5Vdc	<b>14 200 018</b>
	Articulated coupling ø 10 mm	<b>02 340 013 C</b>		Ecrou pour kit FF650/800/825/850	<b>2 800 011</b>
	Bolt for set FF610/620/630	<b>2 610 011</b>		Bolt for set FF330/340/360	<b>2 330 011</b>

## Protection - Casing

	Item code	Price €		Item code	Price €
		Protection casing over rotating elements FF360/ FF610			Guard protective set FF360/610/650 5 ropes ø 11 maxi
	<b>4 010 020</b>			<b>02 340 625 EN</b>	
		Top shaft toe guard protection TA/ TS140 (ø pulley max. 560 mm)			Guard protective set FF360/610/650 6 ropes ø 13 maxi
	<b>30SO080E00001</b>			<b>12 403 001 EN</b>	
		Additional toe guard protection for machine bed plate TA/TS140			Guard protective for drum machine + bolts
	<b>4 010 023</b>			<b>12 403 100 EN</b>	
		TA/TS140 divertor pulley toe guard			Toe guards GT 300
	<b>4 010 024</b>			<b>4 010 029</b>	
		TS200/240 T toe guard			Toe guards GT 300 S
	<b>4 010 027</b>			<b>30SO080E00005</b>	



## Miscellaneous machine room electrical elements

(\*) Presented photo



Motor room main Switch (DTU)	
Complying with standard 82.212 : 3 phase, lighting safety breaker, plug circuit breaker, bipolar light circuit, two plugs, locking system. Domestic switching power (3kA)	

SCHNEIDER components	Power (A)	Price €	TREVIS components (*)	Price €
<b>14 857 016</b>	16		<b>14 858 016</b>	
<b>14 857 025</b>	25		<b>14 858 025</b>	
<b>14 857 032</b>	32		<b>14 858 032</b>	
<b>14 857 040</b>	40		<b>14 858 040</b>	
<b>14 857 050</b>	50		<b>14 858 050</b>	
<b>14 857 063</b>	63			
<b>14 857 080</b>	80			



Item code	Price €
EATON transmission coil for circuit breaker (VM)	
<b>14 860 000</b>	



Item code	Price €
Power supply locking component (sold singly)	
<b>14 860 200</b>	



Motor filter anti-interference TRI	
<b>14 795 240</b>	



60 degrees thermostat	
<b>13 800 400</b>	



Emergency Light fluorescent (60 lm)	
<b>14 851 002</b>	



Door zone LED feedback	
<b>13 900 900</b>	



Door zone control panel auto powered 24Vdc to fit with one magnetic finger + one magnet each floor	
<b>14 800 125</b>	














Steel trunking for machine room 1,20 ml	
<b>14 001 020</b>	



MOTOR ROOM ACCESSORIES			
Waterproof fluorescent lighting (neon tube supplied)			
	1 x 36W	2 x 36W	2 x 18W (0,60 m)
<b>Item code</b>	<b>14 851 003</b>	<b>14 851 001</b>	<b>14 851 005</b>
<b>Price €</b>			

## Miscellaneous machine room electrical elements

	Item code	Price €		Item code	Price €
	Bipolar switch 220 Vac			Power supply panel for pulley room	
	<b>14 855 064</b>			<b>1 800 100</b>	
	Push button with light			Plug	
	<b>14 017 990</b>			<b>14 018 001</b>	
	SAV contact NO Giovenzana			Light two way switch	
	<b>14 006 994</b>			<b>14 018 003</b>	
	Circuit breaker PH/N - 10 Amp - switching power included / 6kA			Circuit breaker PH/N - 6 Amp - switching power included / 6kA	
	<b>14 856 010</b>			<b>14 856 006</b>	
	2 NF contacts welded to base			Kit containing 2 locking devices	
	<b>14 006 993</b>			<b>14 857 010</b>	
	Remote control switch 16A 2NO 24VDC				
	<b>41281</b>				

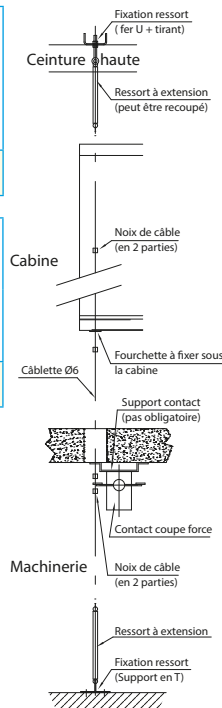
## Miscellaneous machine room mechanical elements

(\*) Presented photo

ASSEMBLY			
Item code	Price €	Item code	Price €
	Gear box lubricant ISO VG 220 5 litres bottle <b>2 000 100</b>		TCF traction machine FF 360 oil filler cap <b>2 360 280</b>
	Gear box synthetic lubricant high performance SY220 (per litre) <b>2 000 150</b>		EP460 Oil (per liter) for TA /TS140 /TS200 (TS140 : 5,5 L ; TS200 : 8,2 L) (By 5 litres) <b>2 000 105</b>
	5-litre can of synthetic oil SY220 <b>30SO990E00001</b>		
Item code	COMPLETE SET	Price €	
	<b>02 000 001 EN</b> Including 5 litres of lubricant VG220 + 3 adjusting wedges + 1 service instruction plate (*)		
	<b>02 000 002 EN</b> Including 5 litres of synthetic lubricant SY220 + 3 adjusting wedges + 1 service instruction plate		
	Adjusting wedge for bed plate assembly (15 wedges of 1/10 <sup>th</sup> ) <b>2 000 000</b>		
Item code	BEARING	Price €	
	<b>2 340 017</b> Bearing with heighten FF340 (*)		
	<b>2 340 024</b> Reinforced bearing SN 510 + height adjustment (FF340)		
	<b>2 062 110</b> Bearing only FF620		
	<b>2 800 062</b> Reinforced bearing SN513 FF620		
	<b>2 800 045</b> Bearing only FF800 SY65		
	<b>2 062 120</b> Reinforced bearing SN515 FF800/825 (*)		
	<b>2 800 070</b> Bearing SNC FF360T - FF610T - TS200T - TS240T		

## Miscellaneous machine room mechanical elements






	Item code	Price €		Item code	Price €
	Pin for drum shaft FF340			Filler cap with seal	
	<b>2 340 010</b>			<b>2 003 014</b>	
	Motor Room box in steel with triangular key			Motor Room box in plastic with triangular key (3132A)	
	<b>14 008 500</b>			<b>14 009 006</b>	
	Motor Room box in steel with large triangular key			Kit emergency stop on drum	
	<b>14 009 001</b>			<b>02 010 155 EN</b>	
	Slack rope set with switch			Kit emergency stop in shaft	
	<b>11 500 000 EN</b>			<b>14 006 009 EN</b>	
	Cable for brake VM630 1000 kg				
	<b>2 020 249</b>				







## Miscellaneous machine room mechanical elements

	Item code	Price €		Item code	Price €
	Ball bearing machine FF101 Ref.3205B			Ball bearing machine FF101 Ref. 6007EE-2RS	
	<b>2 101 200</b>			<b>2 101 202</b>	
	Thrust bearing FF320/600 SKF 54207			Thrust bearing FF750 SKF 54209	
	<b>2 060 012</b>			<b>2 075 012</b>	
	Roulement FF330/360 3207A			Double bearing shaft FF340 Ref. 7207BG	
	<b>2 330 080</b>			<b>2 340 019</b>	
	Thrust bearing FF340C/FF360ABC 3207A-2RS			Ball bearing machine FF610/620/650 Ref. 7307-2RS	
	<b>2 360 019</b>			<b>2 620 018</b>	
	Ball bearing shaft FF620 Ref. 7307			Ball bearing machine FF610/620/650 Ref. 3307-2RS or 5307EE	
	<b>2 620 019</b>			<b>2 620 020</b>	
	Double thrust bearing FF800/825/850				
	<b>2 800 100</b>				

## Miscellaneous machine room mechanical elements






	Item code	Price €		Item code	Price €
		Hoist gear 250 Kg			Cleaner stopper FF360 set
	<b>1 800 200</b>			<b>2 360 260</b>	
		Screw pull stopper FF360 set			Cleaner stopper FF650 set
	<b>2 360 250</b>			<b>2 360 270</b>	
		Screw pull stopper FF650 set			
	<b>2 360 265</b>				

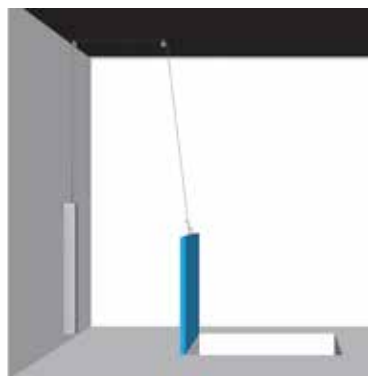
### FAN

	Item code	Price €		Item code	Price €
		Rear flange for A4 ML motor			Motor fan for MOTORLIFT type EZ2 2450 rpm
	<b>01 340 176 M</b>			<b>01 340 176 A</b>	
		Motor fan VB141 + thermos			Machine room fan kit 820 m 3/h with support, grill inside grill and outside flap
	<b>01 340 176 AEN</b>			<b>1 820 200</b>	
		Motor fan propeller for A4 ML235 motor			
	<b>1 600 020</b>				

## Miscellaneous machine room mechanical elements

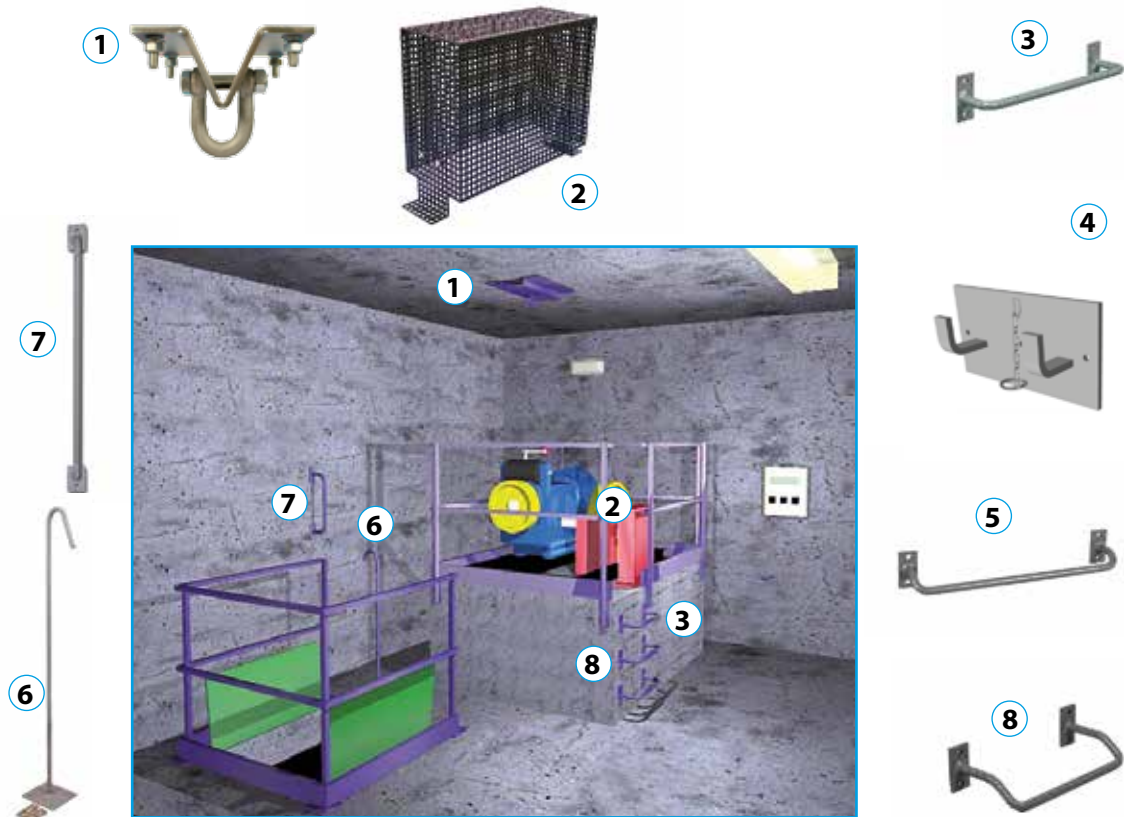
(\*) Presented photo

	Item code	Price €		Item code	Price €
	Extension ladder 2,34/4.02m + hooks (*)			Folding ladder H = 1,50 m	
	<b>12 220 113</b>			<b>12 220 415</b>	
				Folding ladder H = 2,50 m	
			<b>12 220 425</b>		
			Folding ladder H = 3,00 m		
			<b>12 220 430</b>		
	Folding aluminium ladder H = 850 mm			Trap door lock + contact + shunt	
	<b>12 011 920</b>			<b>12 230 120</b>	
	Straight ladder 2.27 m + bracket			Vandal resistant ladder support standard key	
	<b>12 220 111 EN</b>			<b>12 220 114</b>	
	Vandal resistant ladder support triangular key			High and low fixation set + bracket for folding ladder	
	<b>12 220 115</b>			<b>12 220 400</b>	
	Trap door balance set (cylinder + support + bolts & nuts)			Trap door balance set (cwt + support + bolts and nuts)	
	<b>12 011 900</b>			<b>12 011 901</b>	



ON CUSTOM MADE	Price €
Motor room trap door with frame and cylinder 800 x 800 mm (other size on request)	

## Miscellaneous machine room mechanical elements



Item code	Designation		Price €
11 010 107 EN	①	Lifting hook 15 KN (1500 Kgs) with fixing nuts	
12 011 450	②	Speed governor universal guard	
12 011 100	③	Steps ladder	
12 011 500	④	Ladder support with chain	
12 011 600	⑤	Ladder hooking bracket	
12 011 300	⑥	Floor fixing handle	
12 011 200	⑦	Wall fixing handle	
12 020 124	⑧	Motor room step	

Item code	HANDRAIL, POST AND TRAP	Price €
12 011 000	Handrail post side fixing	
12 011 002	Handrail post floor fixing	
12 011 010	Handrail 40 x 20 - 1 m long	
12 011 015	Handrail 40 x 20 - 1.5 m long	
12 011 020	Handrail 40 x 20 - 2 m long	
12 011 050	Galvanized skirt 150 mm H x 1 m long	
12 011 055	Galvanized skirt 150 mm H x 1.5 m long	
12 011 060	Galvanized skirt 150 mm H x 2 m long	



# SUSPENSION

PRICE LIST 2016





## Speed governor GERVALL single direction - Ø 200 mm - Type 60-200

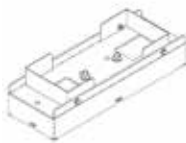
- Centrifugal operation (accuracy of adjustment (t°), silent, reversed fixing possible)
- Central electrical contact (right- or left-handed fitting)
- Identification both sides
- Max. force 300 N - 6 to 6.5 mm rope



Ext. size		
A	B	C
140	103	325

Item code	Type	Diameter	Tripping speed (m/s)	Price €
<b>12 020 420</b>	60-200	200	0,80	
<b>12 020 421</b>			0,90	
<b>12 020 422</b>			1,05	
<b>12 020 423</b>			1,30	

- Dim. base : 120 x 73 mm



Item code	Designation	Price €
<b>12 010 266</b>	Long base for speed governor GERVALL	

## Speed governor tension pulley GERVALL single direction - Ø 200 mm - Type 10.064.ØA

- Glass fibre pulley
- Integrated protective guard
- 6 to 6,5 mm rope
- Counterweight filler weight : 12 kg
- Fixing clip



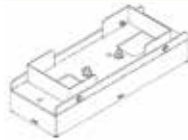
Item code	Type	Diameter	Price €
<b>12 020 411</b>	10-064-ØA	200	

## Speed governor GERVALL single direction - Ø 300 mm - Type 60-300

- Centrifugal operation (accuracy of adjustment (t°), silent, reversed fixing possible)
- Central electrical contact (right- or left-handed fitting)
- Identification both sides
- Max. force 300 N - 6 to 8 mm rope



Ext. size		
A	B	C
200	103	402



Item code	Type	Diameter	Tripping speed (m/s)	Price €
12 020 430	60-300	300	0,80	
12 020 431			0,90	
12 020 432			1,05	
12 020 433			1,30	
12 020 434			2,05	

- Dimensions embase : 180 x 73 mm

Item code	Designation	Price €
12 010 266	Embase longue pour limiteur GERVALL	

## Speed governor tension pulley GERVALL single direction - Ø 300 mm - Type 10.065.ØA

- Glass fibre pulley
- Integrated protective guard
- 6 to 8 mm rope
- Counterweight filler weight : 12 kg
- Fixing clip



Item code	Type	Diameter	Price €
12 020 416	10-065-ØA	300	

## Speed governor single direction Ø 200 mm PFB

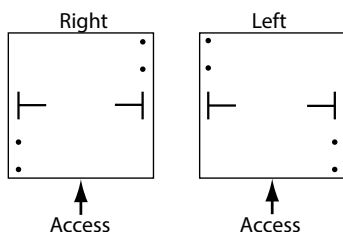
\* Max. tension safety gear activation: 300 N

### R5R Narrow base

Diameter 200 mm single direction left or right  
 Dim. base : 98 x 170 mm



Item code	Type	Diameter	Hand	Tripping speed (m/s)	Price €
12 015 220	R5R	200	Right	0,80	
12 015 230 EEN	R5R	200	Left	0,80	
12 015 225	R5R	200	Right	0,90	
12 015 230	R5R	200	Left	0,90	
12 015 220 KEN	R5R	200	Right	1,05	
12 015 220 WEN	R5R	200	Left	1,05	
12 015 270	R5R	200	Right	1,30	
12 015 230 BEN	R5R	200	Left	1,30	



### R5SP Wide base

Diameter 200 mm single direction left or right  
 Dim. base : 155 x 420 mm



Item code	Type	Diameter	Hand	Tripping speed (m/s)	Price €
12 015 220 AAEN	R5SP	200	Right	0,80	
12 015 230 ZEN	R5SP	200	Left	0,80	
12 015 220 JEN	R5SP	200	Right	0,90	
12 015 230 AKEN	R5SP	200	Left	0,90	
12 015 220 APEN	R5SP	200	Right	1,05	
12 015 230 AQEN	R5SP	200	Left	1,05	
31S0012E00004	R5	200	Left	1,1	
12 015 220 HEN	R5SP	200	Right	1,30	
12 015 230 ASEN	R5SP	200	Left	1,30	

Other speed to be made on order

## Speed governor single direction Ø 300 mm PFB

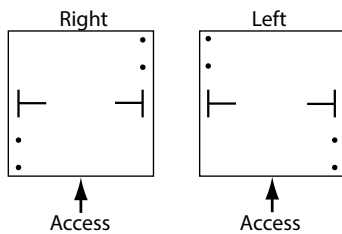
\* Max. tension safety gear activation: 300 N

### R6R Narrow base

Diameter 300 mm single direction left or right  
Dim. base : 116 x 170 mm



Item code	Type	Diameter	Hand	Tripping speed (m/s)	Price €
12 017 080 NEN	R6R	300	right	0,80	
12 017 105 ACEN	R6R	300	left	0,80	
12 017 080	R6R	300	right	0,90	
12 017 105 HEN	R6R	300	left	0,90	
12 017 080 ACEN	R6R	300	right	1,05	
12 017 105 GEN	R6R	300	left	1,05	
12 017 105	R6R	300	left	1,30	
12 017 100	R6R	300	right	1,30	
12 017 080 AVEN	R6R	300	right	1,60	
12 017 105 ZEN	R6R	300	left	2,05	



### R6SP Wide base

Diameter 300 mm single direction left or right  
Dim. base : 155 x 420 mm



Item code	Type	Diameter	Hand	Tripping speed (m/s)	Price €
12 017 080 FEN	R6SP	300	right	0,80	
12 017 105 EEN	R6SP	300	left	0,80	
12 017 080 CEN	R6SP	300	right	0,90	
12 017 105 PEN	R6SP	300	left	0,90	
12 017 080 ANEN	R6SP	300	right	1,05	
12 017 105 ABEN	R6SP	300	left	1,05	
12 017 080 HEN	R6SP	300	left	1,10	
12 017 080 BEN	R6SP	300	right	1,30	
12 017 105 BEN	R6SP	300	right	1,30	
12 017 080 ALEN	R6SP	300	left	1,60	
12 017 105 XEN	R6SP	300	left	1,60	
12 017 080 AQEN	R6SP	300	right	2,05	
12 017 105 AABEN	R6SP	300	left	2,05	

Other speed to be made on order

## Bi-directional speed governor Ø 200 mm PFB

\* Max. tension safety gear activation: 300 N

### Type LK200

Diameter 200 mm  
 Triggig up and down  
 Narrow base : 116 x 165 mm



Item code	Type	Diameter	Tripping speed (m/s)	Price €
<b>12 020 095 MEN</b>	LK200	200	0,80	
<b>12 020 095</b>	LK200	200	0,90	
<b>12 020 095 GEN</b>	LK200	200	1,05	
<b>12 020 095 EEN</b>	LK200	200	1,15	
<b>12 020 135</b>	LK200	200	1,30	

## Bi-directional speed governor Ø 300 mm PFB

### Type LK300


Diameter 300 mm  
 Triggig up and down  
 Narrow base : 116 x 165 mm (l x L)




Item code	Type	Diameter	Tripping speed (m/s)	Price €
<b>12 020 309 UEN</b>	LK300	300	0,80	
<b>12 020 309</b>	LK300	300	0,90	
<b>12 020 300</b>	LK300	300	1,30	

Other speed to be made on order

## Sizes

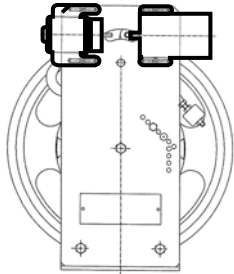


GOVERNOR (single direction)	R5	R6
Ø pulley (mm)	200	300
Min. tripping speed (m/s)	0,24	0,44
Maxi. tripping speed (m/s)	1,78	2,40
A (mm)	170	170
B (mm)	98	116
C (mm)	256	330



GOVERNOR (bi- directional)	LK200	LK250	LK300
Ø pulley (mm)	200	250	300
Min. tripping speed (m/s)	0,32	0,32	0,40
Maxi. tripping speed (m/s)	1,70	2,00	2,73
A (mm)	165	165	165
B (mm)	116	116	116
C (mm)	370	370	370

## Speed governor options PFB



Item code	Designation	Price €
-----------	-------------	---------

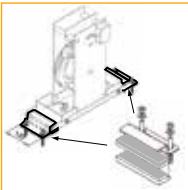
	Activation coil 24 Vdc + reset contact (1 NC) 24Vdc for speed governor PFB	
--	---	--



<b>12 010 146 EN</b>	Long base speed governor PFB Size 155 x 420 mm	
----------------------	---	--









<b>12 010 147 EN</b>	Wide base speed governor PFB Size 230 x 170 mm	
----------------------	---	--



<b>12 010 189 EN</b>	Speed governor PFB kit (only for long base)	
----------------------	--	--

## Speed governor tension pulley

(\*) Presented photo

	Item code	Designation	Price €
	<b>12 015 340</b>	Tension pulley for speed governor PFB single direction ø 200 mm 10 Kg (with reset switch) (*)	
	<b>12 015 330</b>	Tension pulley for speed governor PFB single direction ø 300 mm 10 Kg (with reset switch)	
	<b>12 014 050</b>	Tension pulley for speed governor PFB bi-directional ø 200 mm 22 Kg (*) (with reset switch)	
	<b>12 014 060</b>	Tension pulley for speed governor PFB bi-directional ø 300 mm 22 Kg (with reset switch)	
	<b>12 113 100</b>	Short governor weight T851 (*)	
	<b>12 011 460</b>	Tension pulley guard protection (*)	
	<b>31SO010E00001</b>	Compression tensioner TC 200 single direction - ø 200/60 daN (*)	
	<b>31SO010E00003</b>	Compression tensioner TC 300 single direction - ø 300/60 daN	
	<b>31SO010E00002</b>	Compression tensioner TC 200 bi-directional - ø 200/120 daN	
	<b>31SO010E00004</b>	Compression tensioner TC 300 bi-directional - ø 300/120 daN	
	<b>12112110</b>	Cast iron pulley for governor ø 200	
	<b>12112130</b>	Cast iron pulley for governor ø 300	

## Linear tension device

(\*) Presented photo



Item code	Designation	Price €
-----------	-------------	---------

<b>12 010 214</b>	<b>Linear tension device</b> rope for speed governor - fixing on car bracket - small space requirement - reduce space in pit - important extension range (170mm)	
-------------------	---	--

*Note : Operating with single and bi-directional speed governor - 300N*



<b>12 010 226</b>	Pit return pulley on floor for linear tension device - ø 200mm (*) Height: 239 mm	
-------------------	--	--

<b>12 010 227</b>	Pit return pulley on floor for linear tension device - ø 300mm Height : 360 mm	
-------------------	---	--



<b>12 010 224</b>	Pit return pulley fixed on guide rail for linear tension device - With clip ø 200mm - Height : 220 mm (*)	
-------------------	--	--

<b>12 010 225</b>	Pit return pulley fixed on guide rail for linear tension device - With clip ø 300mm - Height : 320 mm	
-------------------	--	--

## Speed governor accessories

	Item code	Price €		Item code	Price €
	Bracket guide rail T75 for speed governor PFB type R200.5R	<b>12 014 126</b>		Speed governor PFB bracket plate on T65 rail	<b>12 014 115</b>
	Electric switch for speed governor PFB R200.5R and R300.6R type RAVIOLI MFPC01SC	<b>12 051 101</b>		Electric switch for tension pulley PFB 200 and 300 mm type RAVIOLI MFPC01SL	<b>12 015 335</b>
	24 Vdc activation solenoid for speed governor PFB	<b>12 040 140</b>		Remote reset contact 24 Vdc PFB	<b>12 040 150</b>
	Key switch for remote reset of governor	<b>14 007 004</b>		2 NC contact PFB (only for bi-directional governor w/h reset)	<b>12 040 160</b>
	Governor support PFB round guide Ø 45 to 60 mm (Ø 200 / 300mm)	<b>12 010 176 EN</b>		Electric switch Ravioli 2NC for governor weight PFB	<b>12 014 075</b>
	Solenoid EN 81-21 PFB First generation	<b>12 040 170</b>			




## Gervall

	Item code	Price €		Item code	Price €
	Tension pulley switch Gervall	<b>12 020 412</b>		Speed governor switch Gervall (D. 200/300mm)	<b>31S0982P00002</b>

## Speed governor accessories

### Gervall

Code article	Prix € HT
Governor contact UCM Gervall 06.700.OD	
<b>31SO010P00022</b>	

Item code	Price €	Item code	Price €						
	Universal speed governor PFB overall protection casing Quick removal  <b>12 011 450</b>		Transparent polypropylene protection lid for governor ø 300 mm Type 10-207 Gervall  <b>12 020 415</b>						
	Transparent polypropylene protection lid for governor ø 200 Type 10-206 Gervall  <b>12 020 410</b>	<b>Dim. ext. totale</b>							
				<table border="1"> <thead> <tr> <th>A</th> <th>B</th> <th>C</th> </tr> </thead> <tbody> <tr> <td>384</td> <td>155</td> <td>432</td> </tr> </tbody> </table>	A	B	C	384	155
A	B	C							
384	155	432							
<b>Dim. ext. totale</b>									
<table border="1"> <thead> <tr> <th>A</th> <th>B</th> <th>C</th> </tr> </thead> <tbody> <tr> <td>284</td> <td>155</td> <td>325</td> </tr> </tbody> </table>	A	B	C	284	155	325			
A	B	C							
284	155	325							

## Speed governor rope

**GALVANIZED WIRE ROPE**  
 6 x 1.6.16 – synthetical core - Standard type FC fibre core ø 6 - 6 x 19 -  
 - Heavy duty (low stretch) type MC iron core ø 6,5 - 8 x 19

Diameter	Breaking point (kg)	Item code	500 m drum	Item code	Per cut (*)
<b>6 AT</b>	2280 Kg	<b>11 006 005</b>		<b>On request</b>	
<b>6,5</b>	3150 Kg	Governor cable PAWO 819W		<b>31SO022P00001</b>	
Pre-cut annulus 90 m 6.5 mm PAWO 819W				<b>31SO022P00002</b>	
Pre-cut size of 50 m - Std 6 AT				<b>11 006 050</b>	
Pre-cut size of 70 m - Std 6 AT				<b>11 006 070</b>	
Lost drum for rope cut on request				<b>11 000 001</b>	

**Galvanized Thimbles**

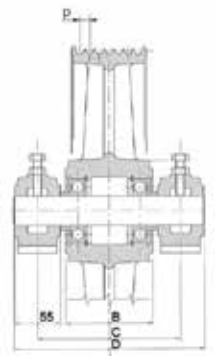

Item code	Diameter (mm)	Price € per unit	Price € per bag	Quantity per bag
<b>11 150 006</b>	ø 6			250 pcs

**Wire Rope Grip**
**(galvanized finish, compliance for lifting goods)**


Item code	Diameter (mm)	Price € per unit	Price € per bag	Quantity per bag
<b>11 106 001</b>	ø 6			100 pcs

## Divertor pulley with bearing T234

Item code	∅ pulley	∅ ropes	Groove pitch P	Groove	Type of ball bearing 2RS SKF	Width pulley B	Distance between bearing C	Length axle D	∅ axle E	Price €
04 300 410 T34EN	300	8 to 9	17	4	6 010	82	155	215	50	
04 320 410 T34EN	320	8 to 9	17	4	6 010	82	155	215	50	
04 360 410 T34EN	360	8	17	4	6 010	82	155	215	50	
04 360 510 T34EN		to	17	5	6 011	102	180	240	55	
04 360 610 T34EN		9	17	6	6 011	102	180	240	55	
04 400 410 T34EN	400	8	17	4	6 210	82	155	215	50	
04 400 510 T34EN		to	17	5	6 211	102	180	240	55	
04 400 610 T34EN		10	17	6	6 211	102	180	240	55	
04 450 410 T34EN	450	8	17	4	6 210	82	155	215	50	
04 450 510 T34EN		to	17	5	6 211	102	180	240	55	
04 450 610 T34EN		11	17	6	6 211	102	180	240	55	
04 450 412 T34EN		12	20	4	6 211	102	180	240	55	
04 450 512 T34EN		to	20	5	6 211	102	180	240	55	
04 450 612 T34EN		13	20	6	6 212	122	200	260	60	
04 500 410 T34EN	500	8	17	4	6 210	82	155	215	50	
04 500 510 T34EN		to	17	5	6 211	102	180	240	55	
04 500 610 T34EN		11	17	6	6 211	102	180	240	55	
04 500 412 T34EN		12	20	4	6 211	102	180	240	55	
04 500 512 T34EN		to	20	5	6 211	102	180	240	55	
04 500 612 T34EN		13	20	6	6 212	122	200	260	60	
04 550 410 T34EN	550	8	17	4	6 210	82	155	215	50	
04 550 510 T34EN		to	17	5	6 211	102	180	240	55	
04 550 610 T34EN		11	17	6	6 211	102	180	240	55	
04 550 412 T34EN		12	20	4	6 210 / 6 211	102	180	240	55	
04 550 512 T34EN		to	20	5	6 211	102	180	240	55	
04 550 612 T34EN		13	20	6	6 212	122	200	260	60	
04 600 410 T34EN	600	8 to 11	17	4	6 210	82	155	215	50	
04 600 510 T34EN			17	5	6 211	102	180	240	55	
04 600 412 T34EN		12	20	4	6 211	102	180	240	55	
04 600 512 T34EN		to	20	5	6 211	102	180	240	55	
04 600 612 T34EN		13	20	6	6 212	122	200	270	60	
04 650 410 T34EN	650	11	17	4	6 210	82	155	215	50	
04 650 512 T34EN		12 to 13	20	5	6 211	102	180	240	55	
04 650 612 T34EN			20	6	6 212	122	200	270	60	
04 700 412 T34EN	700 *	12 to 13	20	4	6 211	102	180	240	55	
04 700 612 T34EN			20	6	6 212	122	200	260	60	

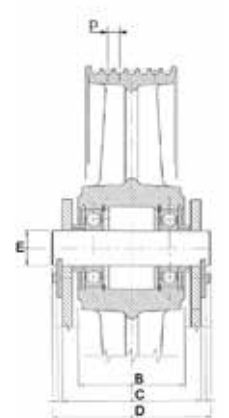


(Dimensions in mm)

**PRICE LIST 2016**

\* Shaft with shoulder flange

## Divertor pulley on flange T235



(Dimensions in mm)

Item code	∅ pulley	∅ ropes	Groove pitch P	Groove	Type of ball bearing 2RS SKF	Width pulley B	Flange C outer dimension	Length axle D	∅ axle E	Price €
04 300 410 T35EN	300	8 to 9	17	4	6 010	82	120	140	50	
04 320 410 T35EN	320	8 to 9	17	4	6 010	82	120	140	50	
04 360 410 T35EN	360	8	17	4	6 010	82	120	140	50	
04 360 510 T35EN		to 17	5	6 011	102	144	165	55		
04 360 610 T35EN		9	17	6	6 011	102	144	165	55	
04 400 410 T35EN	400	8	17	4	6 210	82	120	140	50	
04 400 510 T35EN		to 17	5	6 211	102	144	165	55		
04 400 610 T35EN		10	17	6	6 211	102	144	165	55	
04 450 410 T35EN	450	8	17	4	6 210	82	120	140	50	
04 450 510 T35EN		to 17	5	6 211	102	144	165	55		
04 450 610 T35EN		11	17	6	6 211	102	144	165	55	
04 450 412 T35EN		12	20	4	6 211	102	144	165	55	
04 450 512 T35EN		to 20	5	6 211	102	144	165	55		
04 450 612 T35EN		13	20	6	6 212	122	164	185	60	
04 500 410 T35EN	500	8	17	4	6 210	82	120	140	50	
04 500 510 T35EN		to 17	5	6 211	102	144	165	55		
04 500 610 T35EN		11	17	6	6 211	102	144	165	55	
04 500 412 T35EN		12	20	4	6 211	102	144	165	55	
04 500 512 T35EN		to 20	5	6 211	102	144	165	55		
04 500 612 T35EN		13	20	6	6 212	122	164	185	60	
04 550 410 T35EN	550	8	17	4	6 210	82	120	140	50	
04 550 510 T35EN		to 17	5	6 211	102	144	165	55		
04 550 610 T35EN		11	17	6	6 211	102	144	165	55	
04 550 412 T35EN		12	20	4	6 210 / 6 211	102	144	165	55	
04 550 512 T35EN		to 20	5	6 211	102	144	165	55		
04 550 612 T35EN		13	20	6	6 212	122	164	185	60	
04 600 410 T35EN	600	8 to 11	17	4	6 210	82	120	140	50	
04 600 510 T35EN			17	5	6 211	102	144	165	55	
04 600 412 T35EN		12	20	4	6 211	102	144	165	55	
04 600 512 T35EN		to 20	5	6 211	102	144	165	55		
04 600 612 T35EN		13	20	6	6 212	122	164	185	60	
04 650 410 T35EN	650	11	17	4	6 210	82	120	140	50	
04 650 512 T35EN		12 to 13	20	5	6 211	102	144	165	55	
04 650 612 T35EN			20	6	6 212	122	164	185	60	
04 700 412 T35EN	700	12 to 13	20	4	6 211	102	144	164	50	
04 700 612 T35EN			20	6	6 212	122	164	164	60	

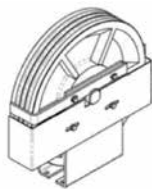
## Pulley

(\*) Presented photo

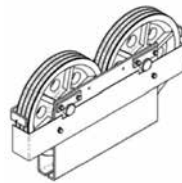


Item code	Designation	Price €
<b>4 020 115</b>	Deflection pulley 5 wires 10 to 11 ø 400 mm - For GL240S / 300 (*)	
<b>4 400 800</b>	Deflection pulley 8 wires 10 à 11 ø 400 mm - For GL300S	
<b>2 020 245</b>	Deflection pulley ø 340 mm - For GL240S bed plate	

## Sodiciel 3



Item code	Price €
High return suspension pulley set 630 kg - <b>Sodiciel right hand motorisation</b>	
<b>04 000 020 EN</b>	
<b>Left hand motorisation</b>	
<b>04 000 030 EN</b>	



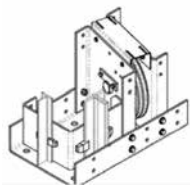
Item code	Price €
Top return suspension pulley set 1000 kg	
<b>04 000 040 EN</b>	



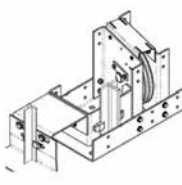
Poulie plastique Ø 320 x 3 x 8 mm Suspension CP et cabine 630 /1000 kg Traction sous cabine 1000 kg	
<b>4 033 005</b>	



Poulie plastique suspension sous cabine Ø 320 x 2 x 8 mm 630 kg	
<b>4 032 005</b>	



Traction pulley set 240 x 2 x 8 mm bottom return 630 kg - <b>Sodiciel right hand motorisation</b>	
<b>04 000 001 EN</b>	
<b>Left hand motorisation</b>	
<b>04 000 000 EN</b>	



Traction pulley set 240 x 3 x 8 mm bottom return 1000 kg - <b>Sodiciel right hand motorisation</b>	
<b>04 000 002 EN</b>	
<b>Left hand motorisation</b>	
<b>04 000 003 EN</b>	

## VMotion

Code article	Prix € HT	Code article	Prix € HT	Code article	Prix € HT
Low transmission gear unit with pulley <b>VMotion M type 2</b> (Gearless) 630 kg 1 m/s		Low transmission gear unit with pulley <b>VMotion M type 2</b> (Gearless) 1000 kg 1 m/s <i>pulley for belt with 75mm travel &lt; 46m</i>		Low transmission gear unit with pulley <b>VMotion M type 1</b> (asynchronous motor) left-hand or right-hand side motor 1 m/s	
<b>Left-hand side motor</b>		<b>Left-hand side motor</b>		<b>630 kg</b>	
<b>12 010 128 EN</b>		<b>12 010 134 EN</b>		<b>12 010 107 EN</b>	
<b>Right-hand side motor</b>		<b>Right-hand side motor</b>		<b>1000 kg</b>	
<b>12 010 129 EN</b>		<b>12 010 135 EN</b>		<b>12 010 108 EN</b>	

## Extra pulleys VMotion

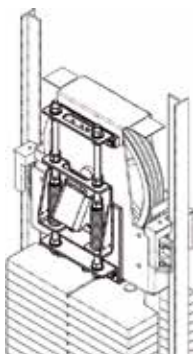


Code article	Prix € HT
Bottom return pulley set (shaft + pulley + bearing) <b>VMotion type 1</b> 630 / 1000kg	
<b>03 010 014 EN</b>	



Code article	Prix € HT
Bottom return pulley set (shaft + pulley + bearing) <b>VMotion 2 Gearless</b> 630 / 1000kg	
<b>03 010 013 EN</b>	

## Various counterweight yoke mechanics



Code article	Prix € HT
Belt tensioner kit on counterweight for VM type 1 (removal of the tension roller) 630 kg	
<b>10 010 289 EN</b>	
1000 kg	
<b>10 010 290 EN</b>	

## Rope socket

### Rope socket Ø 7 max.



Item code	Price €
Type 532 Ø 5/7 L = 300 mm	
<b>11 400 018</b>	




Item code	Price €
Type 538 Ø 5/7 L = 300 mm	
<b>11 400 020</b>	

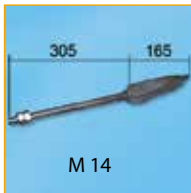
### Rope socket Ø 11 max.



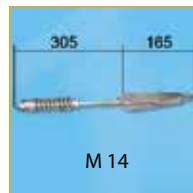
Item code	Price €
Type T971 Ø 8 à 11 L = 320 mm	
<b>11 400 022</b>	



Item code	Price €
Type T973 Ø 8 à 11 L = 320 mm Ø Outside spring = 36 mm	
<b>11 400 024</b>	



Item code	Price €
Type CF2 Ø 9/11 L = 510 mm Ø 14	
<b>11 400 042</b>	

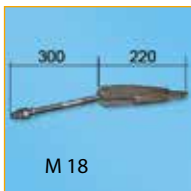


Item code	Price €
Type CF2 Ø 9/11 L = 510 mm Outside spring Ø = 46 mm	
<b>11 400 044</b>	



Item code	Price €
Type T971 short Ø 8/11 L = 175 mm	
<b>11 400 000</b>	

### Rope socket Ø 13 max.



Item code	Price €
Type CF3 Ø 12/13 L = 520 mm	
<b>11 400 052</b>	



Item code	Price €
Type CF3 Ø 12/13 L = 520 mm Outside spring Ø = 57 mm	
<b>11 400 054</b>	













Item code	Price €
Type CT3 Ø 12/13 L = 330 mm	
<b>11 400 032</b>	



Item code	Price €
Type CT3 Ø 12/13 L = 330 mm Outside spring Ø = 57 mm	
<b>11 400 034</b>	





## Rope socket

Rope socket $\varnothing$ 17 max.					
	Item code	Price €		Item code	Price €
	$\varnothing$ 15/17 L = 605 mm			$\varnothing$ 15/17 L = 580 mm Outside spring $\varnothing$ = 61 mm	
	<b>11 400 062</b>			<b>11 400 060</b>	
	Rope socket $\varnothing$ 16 mm without edge SS 402 10/14 without spring			Rope socket $\varnothing$ 16 mm without edge SS 402 10/14 with spring	
	<b>11 402 414</b>			<b>11 402 415</b>	
	Edge for rope 10/12 SF for socket SS402			Edge for rope 12/14 SF for socket SS402	
	<b>11 402 416</b>			<b>11 402 417</b>	

Accessories					
	Item code	Price €		Item code	Price €
	Spring 330 Kg for T973			Spring 575 Kg for CF3	
	<b>11 400 045</b>			<b>11 402 412</b>	
	Copel for spring 330 Kg			Copel for spring 575 Kg	
	<b>11 400 046</b>			<b>11 402 413</b>	

## Traction belt

 Traction belt is to be changed reasonably every 10 years or 1,5 million cycle.

	Item code	Price €							
	Traction belt Poly V (rope Ø 2 mm) Width 75 mm (price per meter)		Example for a belt of 18 m : Item code 04 021 018    Price 38,5 x 18 = 693 € Length calculation VM 630 / 1000 kg : 2 x travel + 8 m						
	<b>04 021 0XX</b>								
	Traction belt Poly V (rope Ø 2,5 mm) Width 90 mm (price per meter)								
	<b>04 022 0XX</b>								
	Traction belt Poly V (rope Ø 2 mm) Width 89 mm (per 20 or 100 meters)								
	<b>4 025 020</b>								
	<b>4 025 100</b>								
			<table border="1"> <thead> <tr> <th>Item code</th> <th>Price €</th> </tr> </thead> <tbody> <tr> <td>75/90 mm electronic belt controller assembly MBT 1500</td> <td></td> </tr> <tr> <td><b>14 010 104 EN</b></td> <td></td> </tr> </tbody> </table>	Item code	Price €	75/90 mm electronic belt controller assembly MBT 1500		<b>14 010 104 EN</b>	
Item code	Price €								
75/90 mm electronic belt controller assembly MBT 1500									
<b>14 010 104 EN</b>									
									

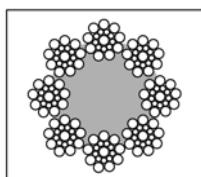
	Item code	Price €
	Electronic tensionmeter	
	<b>1 700 050</b>	

## Rope

### TRACTION ROPE " ROPPING

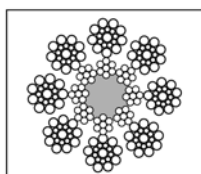
Diameter	Breaking point (kg)	Weight (Kg/m)	Price per meter €			
			Item code	1000 m drum	Item code	Per cut *

#### NATURAL TEXTILE CORE F819 S-FE 8 X 19 STRANDING RIGHT (LEFT ON REQUEST)



8	3050	0,215	11 008 002		On request	
9	3840	0,27	11 009 002			
10	4820	0,34	11 010 002			
11	5840	0,411	11 011 002			
12	6920	0,488	11 012 002			
13	8070	0,579	11 013 002			


#### MIXED CORE PAWO F3 8 X 19 STRANDING RIGHT (LEFT ON REQUEST)



8	3800	0,24	11 008 006 (*1)		On request	
9	4830	0,307	11 009 006			
10	6050	0,385	11 010 006 (*2)			
11	7340	0,466	11 011 006			
12	8680	0,551	31SO042P00001			
13	1031	0,656	11 013 006			

(\*1) for VM 400, 450, 630 Kg      (\*2) for VM 800, 1000, 1275, 1600 Kg

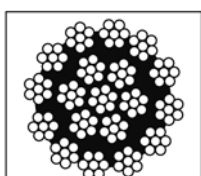
#### CORE PAWO F7S 8 X 19 TSTRANDING RIGHT (LEFT ON REQUEST)



8	4460	0,28	11 008 004		On request	
9	5600	0,356	11 008 005		On request	
10	6950	0,436	11 010 005		On request	
11	8310	0,528	11 010 011		On request	
12	9890	0,628	11 010 012		On request	

Item code	1000 m drum	Item code	Per cut *
-----------	-------------	-----------	-----------

#### SODICIEL 3 - IRON WIRE ROPE NON-TWIST TRACTION CABLE



8	4400	0,25	11 014 008		On request	
10	7100	0,402	11 014 010		On request	



Oil lubricant for rope  
1 liter

31SO992P00001

## Rope accessories

### TRACTION ROPE ACCESSORIES - SUSPENSION



Designation	Price €
<b>Equipment rope socket</b>	<b>(Only on request)</b>
Socket M16 L = 260 mm thread on 150 mm, ø 10 or 11 mm rope	
Socket M16 L = 350 mm thread on 200 mm, ø 10 or 11 mm rope	
Socket M16 L = 500 mm thread on 200 mm, ø 10 or 11 mm rope	
Socket M20 L = 290 mm thread on 120 mm, ø 13 mm rope	
Socket M20 L = 450 mm thread on 200 mm, ø 13 mm rope	
Socket M24 L = 400 mm thread on 220 mm, ø 16 mm rope	

### Galvanized Thimbles



Item code	Diameter (mm)	Price € Per unit	Price € per bag	Quantity per bag
<b>11 150 004</b>	ø 4			250 pcs
<b>11 150 006</b>	ø 6			250 pcs
<b>11 150 008</b>	ø 7/8			100 pcs
<b>11 150 007</b>	ø 9/10			100 pcs
<b>11 150 005</b>	ø 11/12			50 pcs
<b>11 150 009</b>	ø 13/14			50 pcs

### Wire Rope Grip

(galvanized finish, compliance for lifting goods)



Item code	Diameter (mm)	Price € Per unit	Price € per bag	Quantity per bag
<b>11 103 000</b>	ø 3			100 pcs
<b>11 104 000</b>	ø 4			100 pcs
<b>11 106 001</b>	ø 6			100 pcs
<b>11 106 002</b>	ø 8			100 pcs
<b>11 110 001</b>	ø 9/10			100 pcs
<b>11 112 001</b>	ø 11/12			100 pcs
<b>11 113 001</b>	ø 13/14			50 pcs
<b>11 150 016</b>	ø 16			50 pcs

## Miscellaneous electrical elements

Item code	Price €
	<p>CROUZET contact governor weight - with spring - SODICIEL</p>
<b>14 006 010</b>	

## Miscellaneous mechanical elements

Item code	Price €
	<p>Traction rope tension device contact SODICIEL 3</p>
<b>14 006 090</b>	





# SHAFT STATIONARY ELEMENTS

PRICE LIST 2016





## Guide rail

Price includes : one lenght, one fish plate and the bolts.

Item code	Fish plate item code (included)	Planed Type	Kilo per lenght	Quantity per bundle	Price € per unit in full bundle	Price € per lenght
6 454 505	06 002 001	RT 45 x 45 x 5 ( L = 5 m)	17	54		
6 505 005	06 002 003	RT 50 x 50 x 5 (L = 5 m)	20	42		
6 505 009	06 002 003	RF 50 x 50 x 9 (L = 5 m)	29	42		
6 606 007	06 002 005	RT 60 x 60 x 7 (L = 5 m)	32	30		
6 655 408	06 002 015	RF 65 x 54 x 8 (L = 5 m)	27	30		
6 706 509	06 002 008	RF 70 x 65 x 9 (L = 5 m)	39	22		
6 707 008	06 002 008	RT 70 x 70 x 8 (L = 5 m)	43	22		
6 707 009	06 002 006	RT 70 x 70 x 9 (L = 5 m)	45	22		
6 808 009	06 002 009	RT 80 x 80 x 9 (L = 5 m)	53	16		
6 826 809	06 002 014	RF 82 x 68 x 9 (L = 5 m)	44	16		
6 896 216	06 002 004	RF 89 x 62 x 16 (L = 5 m)	62	16		
6 907 516	06 002 004	RF 90 x 75 x 16 (L = 5 m)	71	16		
6 990 415	06 002 001	T 45 x 45 x 5 (L = 2,5 m)	9	54		
6 990 400	06 002 003	T 50 x 50 x 5 (L = 2,5 m)	10	42		
6 990 409	06 002 003	T 50 x 50 x 9 (L = 2,5 m)	14	42		
6 990 418	06 002 015	T 65 x 54 x 8 (L = 2,5 m)	14	30		
6 990 440	06 002 008	T 70 x 65 x 9 (L = 2,5 m)	19	22		
6 990 420	06 002 008	T 70 x 70 x 8 (L = 2,5 m)	21	22		
6 990 443	06 002 009	T 80 x 80 x 9 (L = 2,5 m)	26	16		
6 990 450	06 002 014	T 82 x 68 x 9 (L = 2,5 m)	28	16		
6 990 460	06 002 004	T 89 x 62 x 16 (L = 2,5 m)	31	16		
<b>Cold-drawn type</b>						
06 990 416 RAB	06 002 006 RAB	T 75 x 62 x 10 (L = 2,5 m)	21	22		
06 756 210 RAB	06 002 006 RAB	T 75 x 62 x 10 (L = 5 m)	43	22		
6 896 217	06 002 004 R	RP 89 x 62 x 16 (L = 5 m)	66	16		
6 907 517	06 002 004 R	RP 90 x 75 x 16 (L = 5 m)	74	16		
6 128 216	06 002 012	RP 125 x 82 x 16 (L = 5 m)	98	10		
6 138 916	06 002 012	RP 127 x 89 x 16 (L = 5 m)	115	8		
6 141 819	06 002 013	RP 140 x 108 x 19 (L = 5 m)	150	4		

## Guide rail clip - Guide rail wedge



Standard finish					
Type	Item code	Quantity per bag	Price € Less than a bag	Price € per one bag	Price € per unit over 1000
T 1 (M10)	<b>6 001 001</b>	400			
T 2 (M12)	<b>6 001 002</b>	250			
T 3 (M14)	<b>6 001 003</b>	150			
T 4 (M16)	<b>6 001 004</b>	100			
T 5 (M18)	<b>6 001 005</b>	100			



Galvanized finish					
Type	Item code	Quantity per bag	Price € Less than a bag	Price € per one bag	Price € per unit over 1000
T 1 (M10)	<b>06 001 001 A</b>	400			
T 2 (M12)	<b>06 001 002 A</b>	250			
T 3 (M14)	<b>06 001 003 A</b>	150			
T 4 (M16)	<b>06 001 004 A</b>	100			



Single opening wedge			
Item code	Sizes (mm)	Thickness	Price €
<b>6 950 050</b>	60 x 50	5/10 <sup>ème</sup>	
<b>6 950 100</b>	60 x 50	10/10 <sup>ème</sup>	
<b>6 950 150</b>	60 x 50	15/10 <sup>ème</sup>	



Double opening wedge				
Item code	Guide rail	Sizes (mm)	Thickness	Price €
<b>6 950 151</b>	T45/T50	110 x 50	10/10 <sup>ème</sup>	
<b>6 950 152</b>	T75	150 x 50	10/10 <sup>ème</sup>	
<b>6 950 153</b>	T89/T90	170 x 50	10/10 <sup>ème</sup>	
<b>6 950 155</b>	T65	140 x 50	10/10 <sup>ème</sup>	
<b>6 950 154</b>	T125/127	220 x 50	10/10 <sup>ème</sup>	
<b>6 950 160</b>	T80	160 x 50	10/10 <sup>ème</sup>	

## Guide rail brackets

Painted or furnace-soot package including :

- 1 corner-plate (CWT braket)
  - 1 corner-plate pair (car braket)
- Including bolts and nuts (no guide rail clip)



### CWT guide rail brackets

C = Dimension from guide edge to wall (Price per pair)

Item code	Distance C	Lenght (mm)	Type of rail	Price €
12 712 040	85 and 115 mm	170	T 45/T 50	
12 712 041	110 and 140 mm	195	T 45/T 50	
12 712 042	135 and 170 mm	220	T 45/T 50	
12 712 043	170 and 190 mm	245	T 45/T 50	
12 712 044	185 and 215 mm	270	T 45/T 50	



### Car guide rail brackets

C = Dimension from back of the rail to the wall (Price per pair)

Item code	Distance C	Corner-plate sizes	Type of rail	Price €
12 712 070	65 and 155 mm	65 x 95 L = 250 mm	T 50/70/75/80/89/90	
12 712 071	55 and 155 mm	55 x 95 L = 140 mm	T 46/50/70/75	
12 712 072	40 and 134 mm	40 x 80 L = 270 mm	T 50/70/75/80/89/90	
12 712 073	40 and 95 mm	40 x 60 L = 270 mm	T 70/75/80/89/90	
12 712 074	150 and 265 mm	80 x 150 L = 200 mm	T 45/50/70/75/80/89/90	
12 712 076	100 and 164 mm	80 x 100 L = 200 mm	T 45/50/70/75/80/89/90	
12 712 077	40 and 95 mm	40 x 60 L = 270 mm	T 45/50	
12 712 078	40 and 134 mm	40 x 80 L = 270 mm	T 45/50	
12 712 079	60 and 80 mm	60 x 60 L = 200 mm	T 50/70/75/80/89/90	
12 712 082	150 and 265 mm	80 x 150 L = 160 mm	T 70/75/80/89/90	
12 712 083	80 and 125 mm	40 x 80 L = 120 mm	T 45/50	
12 330 150	Flat bracket guide rail T 75 x 62 x 10 or T 65 x 54 x 8 shaft structure			
12 330 152	Guide rail bracket to be welded (steel structure)			

Others brackets models on consultation.



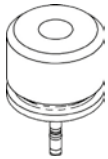
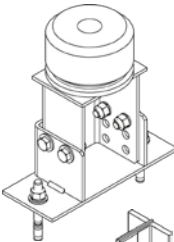
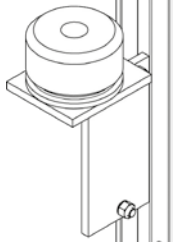
Item code	Price €
Guide rail starter T975	
6 020 021	



Item code	Price €
Guide rail starter T140P	
12 320 105	

## Buffers

	Item code	Price €		Item code	Price €
	Buffer ø 100 mm H = 80 mm Useful scale 1 000 to 1 600 kgs			Buffer ø 125 mm et H = 80 mm Useful scale 1 250 to 2 650 kg	
	<b>12 020 109</b>			<b>12 020 110</b>	
	Hydraulic buffer AKHT16 Max 2050 Kg Max. speed 1,6 m/s			Buffer central support Height = 200 mm	
	<b>12 020 394</b>			<b>12 014 160</b>	



	Item code	Designation	Price €
	<b>12 010 121 EN</b>	ø 100 x 80 Side Buffer on floor	
	<b>12 010 122 EN</b>	ø 125 x 80 Side Buffer on floor	
	Side Buffer adjustable 101 -> 227 (height buffer not included)		
	<b>12 010 115 EN</b>	ø 100 TYPE A (700 < pit < 800)	
	<b>12 010 117 EN</b>	ø 100 TYPE B (800 < pit < 870)	
	<b>12 010 116 EN</b>	ø 125 TYPE A (700 < pit < 800)	
	<b>12 010 118 EN</b>	ø 125 TYPE B (800 < pit < 870)	
	<b>12 010 093 EN</b>	ø 100 Side buffer to be fixed on guide rail	
	<b>12 010 109 EN</b>	ø 125 Side buffer to be fixed on guide rail	

PRICE LIST 2016

## LED shaft lighting



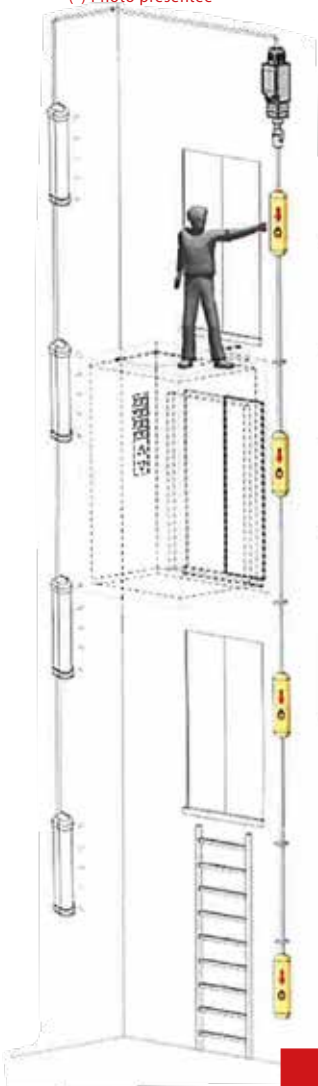
- Uniform and standardised lighting
- Ease and flexibility of installation
- Little space required (14 x 8 mm)
- Low power consumption
- Long service life (15,000 hours)
- Storage and transport made easy

	Code article	Désignation	Prix € HT
	<b>32SO032P00001</b>	FLEXLED LUZEO modulus 3 m - 1200 lm - 20 W - IP 65 - IK07 <i>Comes with wall- and tower-mounted quick fastener</i> <i>For sheath Max 1,700 x 1,800 (≈ 3m<sup>2</sup>)</i> <i>Maximum total length allowed : 40 m</i>	
	<b>32SO032P00002</b>	LUZEO power supply Driver extension cord - 8m - 230 VAC <i>Comes with fastener and end plug (FLEXLED last modulus)</i>	

Available starting from March, 2015.

## Shaft lighting

(\*) Photo présentée



### Shaft lighting control kit with rope consisting of :

- a pre-wired pull-rope switch 10m with fixing, ring and base plate
- a coated steel rope 100m long
- a weighted handle for the pit + 11 intermediate handles
- 4 eye bolts + anchor bolts

Item code	Designation	Price €
<b>FOR LATCHING RELAY CONTROL</b>		
14 011 211	Monostable shaft lighting control KTF001 kit (for latching relay control)	

<b>FOR DIRECT LIGHTING CONTROL</b>		
14 011 212	Bistable shaft lighting control KTF002 kit (for direct lighting)	

Item code	Price €
-----------	---------



Hoistway lighting 1 x 36 W pre-wired 3.5 m - T8 (*)	
---	--

14 851 008	
------------	--

Hoistway lighting 1 x 36 W pre-wired 7 m - T8	
---	--

14 851 006	
------------	--

Extension cord 10 m (for hoistway lighting 36 W) - T8	
---	--

14 851 009	
------------	--



Item code	Price €
-----------	---------

Hoistway lighting SLIM 1 x 28 W pre-wired - 3,5 m - T5 (*)	
--	--












14 851 030	
------------	--

Extension cord 8 m (for hoistway lighting 28 W) - T5	
--	--


14 851 035	
------------	--

## Miscellaneous shaft electrical elements

(\*) Photo présentée

	Item code	Price €		Item code	Price €
	Push button with light	<b>14 017 990</b>		Module LED 24 vdc for pit box	<b>14 006 880</b>
	STOP pit box 2NC	<b>14 006 830</b>		Module LED 220 vdc for pit box	<b>14 006 870</b>
	STOP pit box - French power socket - Luminous push button LED 220V	<b>14 006 801</b>		Contact NC (Pizzato) (*)	<b>14 010 011</b>
				Contact NO (Pizzato)	<b>14 010 010</b>
	Water level in pit	<b>14 005 300</b>		Plug	<b>14 018 001</b>
	Junction box with dominos	<b>21 300 500</b>		Light two way switch	<b>14 018 003</b>
	Power socket for pit box - inspection	<b>14 006 860</b>		Push button telephone	<b>14 006 925</b>
	Power socket Europe Shuko Dim 49440				
	Power Socket UK BS 1363				
	Power Socket Switzerland SEV 6535	<b>14 006 850</b>			
	Power Socket Switzerland SEV 6535	<b>14 006 840</b>			

## Miscellaneous shaft mechanical elements



Item code	Designation	Price €
6 001 010	Oil collector to be placed at the bottom of the T rail. Adaptable on all T rail sizes.	



# CAR FRAME CAR COUNTERWEIGHT




PRICE LIST 2016





## Guide shoes


	Item code	Price €		Item code	Price €
<b>Car guide shoes</b>					
	Guide shoe type T300 for guide rail 6 to 12	<b>10 000 300</b>		Guide shoe type T301 for guide rail 6 to 12	<b>10 000 301</b>
	Guide shoe type T305 for guide rail 16	<b>10 000 308</b>		Guide shoe type T306 for guide rail 16	<b>10 000 306</b>
	Guide shoe type T511 for guide rail 14 to 16	<b>10 000 511 A</b>		Guide shoe type T409 for guide rail 14 to 16	<b>10 000 409</b>
	Guide shoe type T843 for guide rail 14 to 16	<b>10 000 844</b>		Guide shoe type T843 for guide rail 6 to 12	<b>10 000 843</b>

<b>Counterweight frame guide shoes</b>					
	Guide shoe aluminium type T841 for guide rail from 7 to 10	<b>10 000 841</b>		Guide shoe plastic type G11 for guide rail 5 Pour VM M / VMBe / Sodiciel 3	<b>10 000 611</b>
	Guide shoe G12 for guide rail wire = G12-01	<b>10 000 612</b>			






## Guide shoes

### VMotion

#### Aluminium guide shoes replacment height 140

Item code		Price €		Item code		Price €	
	Slide shoes without inserts Sodiciel VM				Guide shoe with insert for guide rail 10 Sodiciel VM		
<b>10 010 037 EN</b>				<b>10 010 038 EN</b>			
	Guide shoe with insert for guide rail 16 Sodiciel VM						
<b>10 010 039 EN</b>							

#### Aluminium guide shoes replacment height 100

Item code		Price €		Item code		Price €	
	Sheet steel guide shoes without slidshoes insert				Sheet steel guide shoes for guide rail 10		
<b>10 010 263 EN</b>				<b>10 010 266 EN</b>			
	Sheet steel guide shoes for guide rail 8				Sheet steel guide shoes for guide rail 16		
<b>10 010 264 EN</b>				<b>10 010 267 EN</b>			
	Sheet steel guide shoes for guide rail 9						
<b>10 010 265 EN</b>							



Slide shoes T rail 8 VM XS GL	
<b>10 010 157 EN</b>	



Slide shoes T rail FOR GUIDE RAIL 10 VM XS GL	
<b>10 010 158 EN</b>	



Slide shoes for VM XL / XL2 / XL Be	
<b>10 010 230 EN</b>	



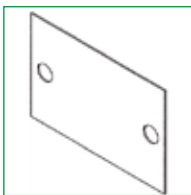
Slide shoes counterweight VM XL2	
<b>10 020 322</b>	



Aluminum shoes car/CWT for VM XXL / XXL Be	
<b>10 102 000</b>	

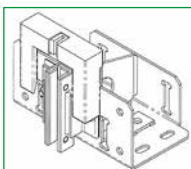


ACLA slide shoes counterweight VM XL1	
<b>10 102 005</b>	



Shim thickness 0,5 mm for car steel plate guide shoes	
<b>10 020 509</b>	
Shim thickness 1 mm for car steel plate guide shoes	
<b>10 020 012</b>	

## SODICIEL 2800



Item code	Price €
Guide shoe set for 10 mm guide rail For SODICIEL 2800	
<b>10 010 306 EN</b>	

Item code	Price €
Guide shoe set for 16 mm guide rail For SODICIEL 2800	
<b>10 010 309 EN</b>	

## Inserts

(\*) Presented photo



Slide shoes inserts car/CWT  
9 T rail  
for VM

**10 030 025**



Slide shoes inserts car/CWT  
10 T rail  
for VM (\*)

Slide shoes inserts car/CWT  
16 T rail for  
VM XL2 / XL Be / XXL / XXL Be  
(\*)

**10 102 017**

Slide shoes inserts car/CWT  
5 T rail  
for VM XL1 / XXL

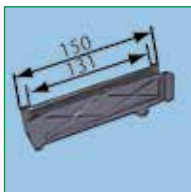
**10 102 006**

Guide rail	Item code	Price €
------------	-----------	---------



### Type F28 for guide shoe T841

5	<b>10 280 105</b>	
6	<b>10 280 106</b>	
7	<b>10 280 207</b>	
8	<b>10 280 308</b>	
9	<b>10 280 409</b>	
10	<b>10 280 510</b>	




### Type F29 for guide shoe T300/T301/T843

6	<b>10 290 150</b>	
7	<b>10 290 207</b>	
8	<b>10 290 308</b>	
9	<b>10 290 409</b>	
10	<b>10 290 510</b>	
12	<b>10 290 511</b>	



### Type F142 for guide shoe T409/T511/T844

14	<b>10 142 114</b>	
16	<b>10 142 216</b>	



### For adjustable guide shoe

8	<b>10 100 085</b>	
9	<b>10 100 095</b>	
10	<b>10 100 105</b>	
16	<b>10 100 165</b>	



### Set of brass insert for guide shoe T304/T305 (L = 200 mm)

16 **10 000 312**

### T306 (L= 300 mm)

16 **10 000 303**

## Roller

Roller guide shoe for hydraulic car frame					
Item code		Price €	Item code		Price €
	Roller guide shoe type RH00 ø 100 x 30 mm with shaft and bolts			Roller guide shoe only ø 100 x 30 mm	
	<b>13 000 001</b>			<b>11 840 120</b>	

## Safety gear single direction



Item code	Designation	Price €
<b>13 900 505</b>	Car frame safety shoes bracket for hydro	



Item code	Designation	Price €
<b>Type PMD280 - The pair</b>		
	PMD280 safety gear set - Pre-adjusted For 5 to 16 mm guide rail Capacity of 420 to 3000 kg Tripping speed maxi. 2 m/s	



Item code	Designation	Price €
<b>12 010 215</b>	Safety gear trigger right 81-21	



<b>12 010 216</b>	Safety gear trigger left 81-21	
-------------------	--------------------------------	--



<b>12 020 322</b>	Walnut of tightening for cable ø 6/6,5mm	
-------------------	--	--

## Standard cars Basic specification

Basic specification	ODEON	VENDOME
<b>Car floor chassis</b> bonded and clipped + threshold support 25 mm recess possible	✓	✓
<b>Floor</b> PVC U4P3M3 TARALAY, glued on 22 mm wood board, 4 colours available: Urban souris, Cemeno capri, cemento modena, pearl	✓	
<b>Wall</b> Panels in non-assembled plate	Zinc plated 1 mm and 1.5 mm	Zinc plated 1 mm and 1.5 mm
<b>Skirting</b> Alloy strip with stainless steel appearance		
<b>Hand rail</b> Ø 40mm bar in alloy with stainless appearance. End pieces in polished alloy	✓	✓
<b>Finish</b> ARPA laminate, 6mm thickness - Fixation alloy edge strips with stainless steel appearance	✓	
<b>Finish</b> ALPIWood laminate, 6mm thickness 6 mm - Fixation alloy edge strips with stainless steel appearance		✓
<b>Clear mirror</b> 4mm thickness - Mid-height - total width of face C	✓	
<b>Clear mirror</b> 6mm thickness - Width 800 mm - Full height 300 mm width on face C		✓
<b>COP</b> full height column, width 220 mm (to be added)	See Fixtures pages	See Fixtures pages
<b>Roof</b> tray bonded and riveted - No trap door on the 630 kg model	✓	✓
<b>Articulated false ceiling</b> tray bonded and riveted - Pre-painted 9010 white. Without spots light.	See light page	
<b>Articulated false ceiling</b> tray bonded and riveted - Zinc plated + Epoxy deco patterns "Ode" or "Constellation" on request, LED lighting		✓
<b>Access</b> 2 AD/AS 800*2000 returns 230-70 ventilation and photocell provision (supplied by customer)	Polished stainless 220 441 SB	Polished stainless 220 441 SB

BASIC PRICES (ex-works, before VAT)	630 kg	1000 kg	630 kg	1000 kg



## Standard cars - Options

(\*) Presented photo



PRICE LIST 2016

Options	ODEON		VENDOME	
	630	1000	630	1000
Car height 2080 or 2280 mm				
Door adaptation C.O. 1000 or 1100, single access				
Door adaptation FERMATOR 50/11 or 40/10 (excluding return),				
Polished stainless steel 441SB other than 2AD/AS 900*2000 returns 180-20, single access				
Etched stainless steel entry inox or Lino - single access				
False ceiling spot light - Tray polished stainless steel 220				
False ceiling spot light - Tray etched stainless steel D42				
False ceiling flat deco - Patterns "Ode" or "Constellation" Zinc tray + Epoxy - Fluorescent lighting				
False ceiling formed deco - Patterns "Kaïboti", "Céleste" or "Damier" Zinc tray + Epoxy - Fluorescent lighting				
False ceiling flat deco - Patterns "Ode" or "Constellation" Tray polished stainless steel 220 - Fluorescent lighting				
False ceiling flat deco - Patterns "Ode" or "Constellation" Tray etched stainless steel D42 - Fluorescent lighting				
Formica or Polyrey finish, except the colours on "Finishes and colours" pages				
Oberflex finish others page finish				
Hubler Alpikord laminate or Homepal alloy edge strip mountings				
Floor etched stainless plate 304 D24 1.5mm thickness on 22mm thickness plywood *				
Natural colour mirror 800mm width, full height at 300 mm from floor on face C				
Natural colour mirror - Full width, full height at 300 mm from floor on face C (divided by strip IP220)				
Hand rail aluminium, polished alloy supports, face B or D				
Wooden crate packaging				
Extra for handrail	Ends : Black stainless steel aspect			
	Ends : Stainless steel aspect			
	Ends : Gold stainless steel aspect			



## Standard cars - Options Floor finishes The size neolith

### Rock Solid - Cristallino - Prezioso

Ceramic paving stone 6mm thickness on Médium 16 mm thickness	400 kg	630 kg	1000 kg
Floor - Category 1 - Tile in 1 piece			
Floor- Category 2 - Tile in 1 piece			
Floor - Category 3 - Tile in 1 piece			





#### Category 1



#### Category 2



Category 3



**Find out all floor finish on the website :  
www.rhonealpesgranit.com -> products -> matiere -> ceramique the size neolith**

## Non-standard car Basic specification

Basic specification	300 kg	400 kg	630 kg	800 kg	1000 kg
<b>Chassis</b> UPF or welded plate + door sill support - 25mm recess available - <b>Without lower plate tray</b>	0,90 m <sup>2</sup> maxi	1,17 m <sup>2</sup> maxi	1,66 m <sup>2</sup> maxi	2,00 m <sup>2</sup> maxi	2,40 m <sup>2</sup> maxi
<b>Floor</b> PVC U4P3M3 Taralay, not glued, 4 colours available: 0037 Urban souris    0525 Cemento modena 6244 Pearl            0524 Cemento capri			✓		
<b>Walls</b> (Height 2200 mm) Vertical zinc plated steel panels for assembly by bolting together - <b>Without lateral uprights</b>			✓		
<b>Skirting</b> Alloy strip anodised natural finish or stainless appearance			✓		
<b>Hand rail</b> Round type in alloy anodised natural finish or stainless appearance with polished alloy end pieces			✓		
<b>Clear mirror</b> Mid-height natural colour on rear wall Max. width 1150 mm			✓		
<b>Control operating panel</b> (to be added)	(See Fixtures pages)				
<b>Roof</b> Tray with welded webs + U operator support slide - <b>Without upper cross-beam</b>			✓		
<b>Trap door</b> Size 400 x 600 mm - From 800 kg onwards				1	1
<b>Ceiling</b> Alloy strip white Epoxy + non-glued white diffuser Lighting			✓		
<b>Entry</b> Zinc plated steel, natural ventilation and photocell provision (photocell supplied by customer)			✓		

Basic car price (ex-works before VAT)	300 kg	400 kg	630 kg	800 kg	1000 kg



## Non-standard car - Options

Options	Price specification € HT				
	300 kg	400 kg	630 kg	800 kg	1000 kg
Walls + stainless steel 441SB polished entrance					
Walls + stainless steel 304 etched D42 entrance					
6mm thickness finish with alloy strip - ARPA colours					
6mm thickness finish with alloy strip - Alpiwood, Formica or Polyrey colours					
Oberflex finish laminate others page Finish					
Hubler Alpikord finish laminate loupe: colours					
1 entrance 441SB stainless steel polished					
1 entrance 304 stainless steel D42 or Lino steel color					
1 Adaptation for door other than SODIMAS					
1 supplementary alloy hand rail					
Hand rail brushed stainless Ø 40 mm, end pieces VM polished alloy - per metre					
Hand rail brushed stainless steel Ø 40 mm, mounted on stainless steel spacers Ø 33 mm, black plastic end pieces - per metre					
Skirting height 70 mm, folded etched stainless steel plate D42 or polished steel stainless 441SB (for tray-shape floor plate) - per metre					
Medium wood strip height 150 mm - Thickness 19 mm - 1/ face					
Inox 304 polished 220 strip height 100 mm - Thickness 15 mm 1/ face					
False ceiling flat deco: alloy strips + plate tray deco patterns or with spot recess white or plack epoxy					
False ceiling formed deco - "Kaïboti", "Céleste" or "Damier" patterns in 1 part 1100mm < width of false ceiling tray < 1400 - Max. depth 1400 mm (in 2 parts on 1000 kg model)					
Ceiling pre-painted white RAL 9010 + spot recess					
Cover ceiling stainless steel 441SB thickness 0.8 mm					
Cover ceiling stainless steel 304 etched D42 thickness 0.8 mm					
LED Square lighting vandal resistant kit					
Floor etched stainless steel plate D42 thickness 1.2 mm bac shape, folds on 3 faces height 20 mm, not welded					
Wooden crate packaging					



## Vandal resistant car

**Mirror in mirror-finish stainless steel**  
width 350 mm full height

**Textured BAT G3 scratch-resistant stainless steel walls** shock-resistant

**Stainless steel handrail all length** with invisible and tamper-proof fixings

**Stainless steel stirtings** with invisible and tamper-proof fixings

**Engraved stainless steel sheet floor** tray shape

**Ceiling in mirror-finish stainless steel** without attachment points

**LED spots with vandal-resistant laminated glass, flush-mounted** without visible fixings



**Pushbutton box in stainless steel same colour as the wall**  
cannot be dismantled from the inside

**Demon buttons in stainless steel with enamelled markings**  
strengthened vandal resistance

**Aerations integrated into the corners**  
with inaccessible holes



## Vandal resistant car

### Comply with EN 81-71 standard

BATG3 scratch- and graffiti-resistant 304 type stainless steel.

Basis	
Standard car 630 kg	
Dimensions: 1100 x 1400 mm HSP 2180	
Single access FERMATOR PM300 door adaptation prewiring	
Entrance + BATG3 engraved 304 stainless steel walls, thickness 15/10	
Ceiling mirror-finish BATG3 304 stainless steel with notches for 4 spots	
Flush-mounted mirror in 304 mirror-finish stainless steel sheet, half-height/full height	
1 handrail Ø 40 mm in extruded brushed stainless steel side B	
Stainless steel skirting	
Floor in engraved stainless steel sheet, tray shape	
Stainless steel push button column COP (without components)	
4 vandal-resistant spots + power supply	
<b>Basic car price (ex-works before VAT)</b>	

Variants	
300 kg car, max. surface area 0.90 m <sup>2</sup> HSP 2200	
Description identical to basic car	
<b>Basic car price (ex-works before VAT)</b>	
630 kg car, max. surface area 1,66 m <sup>2</sup> HSP 2200	
Description identical to basic car	
<b>Basic car price (ex-works before VAT)</b>	
1000 kg car, max. surface area 2,40 m <sup>2</sup> HSP 2200	
Description identical to basic car + 2 spots	
<b>Basic car price (ex-works before VAT)</b>	

Option	
Door adaptation other than FERMATOR PM300	
<b>Basic car price (ex-works before VAT)</b>	

## Car wall finish for renovation



Description	
<p><b>SODECO CAR FINISHING READY TO INSTALL ODEON</b> For rectangular car up to 630 kg - Car height maxi : 2200 mm</p> <p><b>Including :</b></p> <ul style="list-style-type: none"> <li>- One set of laminated wall finishes Arpa with aluminium rivets and clips</li> <li>- One set of aluminium skirting with bolts and nuts</li> <li>- 1 handrail Ø 42 mm, anodised aluminum natural aspect, with bolt and shoulders bracket.</li> <li>- One PVC Taralay car floor</li> <li>- One natural mirror, half height, full wide, face C, with aluminium clips</li> <li>- 1 false white ceiling articulated, with white aluminum profile, bolts, brackets, LED spot lighting with emergency power supply.</li> </ul>	
<p><b>SODECO CAR FINISHING READY TO INSTALL VENDOME</b> For rectangular car up to 630 kg - Car height maxi : 2200 mm</p> <p><b>Including :</b></p> <ul style="list-style-type: none"> <li>- 1 set of laminate finish panels with alloy edge strips, clips and rivets</li> <li>- One set of aluminium skirting with bolts and nuts</li> <li>- 3 handrails Ø 42 mm, anodised aluminum natural aspect, with bolt and shoulders bracket.</li> <li>- One PVC Taralay car floor</li> <li>- One natural mirror, 358 mm wide, full height, face C, with aluminium clips</li> <li>- One set false ceiling "Déco", with aluminium white profile, bolts and nuts, two fluo light 18W.</li> </ul>	
	<b>Price €</b>
<b>ODEON</b>	
<b>VENDOME - Wall finishes in laminate from AlpiWood, Formica or Polyrey</b>	

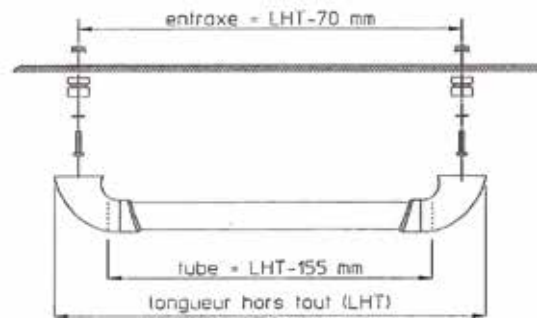
Options		
Designation	ODEON	VENDOME
	Price €	Price €
Aluminium skirting in stainless steel 8/20		
Additional aluminium handrail		
Stainless steel curved handrail(s)		
Stainless steel handrail end fitted together, pack of 2		
Mirror natural color, 358 mm wide full height		
COP face plate cutting		
Corner polished mirror 220 or engraved D42 for car with curved corner		
Entrance* polished stainless steel 220, without cut off		
Entrance* engraved stainless steel D42, without cut off		

\* Nota : with car entrance size, specify if complete entrance or the finish only

## Car accessories



Designation	Quantity	Price €
Hand rail tube Ø 40 mm 1.5 mm thickness <b>Alloy with stainless steel appearance</b>	per metre	
Hand rail tube Ø 40 mm 1.5 mm thickness <b>Stainless steel 304 brushed 220</b>	per metre	
Hand rail tube Ø 40 mm 1.5 mm thickness <b>Stainless steel 304 polished mirror</b>	per metre	
Hand rail mounting end pieces Ø 40 mm <b>Alloy polished mirror</b> - With bracket	Set of 2	
Hand rail mounting end pieces Ø 40 mm <b>Alloy polished mirror with black nickel</b> - With bracket	Set of 2	
Hand rail mounting end pieces Ø 40 mm <b>Alloy chrome finish</b> - With bracket	Set of 2	
Hand rail mounting end pieces Ø 40 mm <b>Polished alloy in gold finish</b> - With bracket	Set of 2	



## Car accessories

Designation	Quantity	Price €
False ceiling white diffusing comprising Makrolon panels suspended by brackets mounted on the roof and alloy strips white Epoxy.		
For car with 1.66 m <sup>2</sup> max. in 1 part	1	
For car with 2.40 m <sup>2</sup> max in 2 parts	1	
Deco false ceiling comprising a plate tray with black or white paint stamped, pattern "Ode" or "Constellation", with white diffusing panels, suspended by brackets mounted on the ceiling with fluorescent light		
For car with 1.66 m <sup>2</sup> max. in 1 part	1	
For car with 2.40 m <sup>2</sup> max in 2 parts	1	
Medium wood protection strip Folded steel 150 mm high - Tickness 19 mm - with screw mounting accessories	per meter	
Medium stainless steel polished protection strip - Folded steel 100 or 150 mm high - Tickness 15 mm - with screw mounting accessories		
Hand rail Ø 42 mm alloy anodised natural finish with screw mounting accessories and plastic end pieces	per meter	
Hand rail Ø 40 mm in brushed stainless with screw mounting accessories and plastic end pieces	per meter	
Stainless steel easy fit end pieces Ø 40 mm	Set of 2	
Central part of false ceiling - Pre-painted white - Sodiciel 3	1	
Skirting height 50 mm alloy anodised natural colour - with screw mounting accessories	per meter	
Skirting height 50 mm alloy anodised with stainless steel 441SB with screw mounting accessories	per meter	
Skirting alloy height 50 mm finished in polished stainless steel plate gr. 441SB with screw mounting accessories	per meter	
Strip with 1 fluorescent light 18 W - Length 600 mm	1	
Strip with 2 fluorescent light 18 W - Length 600 mm	1	
Strip with 1 fluorescent light 30 W - Length 900 mm	1	
PVC floor Taralay in width 1500 mm Colours Mykérimos, Seth or Amset	m <sup>2</sup>	
PVC floor Tarabus anthracite grey dots per sqm in width 2000 mm - In 24ml roll	m <sup>2</sup>	

## LED lighting



Description	Item code	Price €
<b>Smart backup unit BSI 3400</b>		
<ul style="list-style-type: none"> <li>- power unit with current regulator up to 6 LED spots 4W</li> <li>- backup power unit (≈ 8 hours) for one LED spot 4W</li> <li>- telephone and intercom power unit with/without acoustic coupler up to 1.3Amp in permanent and backed up current</li> <li>- Battery 3.4Ah interchangeable</li> <li>- smart function using push buttons and LED for simulated operation, maintenance, etc.</li> <li>- output relay to control the unit on mains power failure, charger fault, battery fault</li> <li>- input standby option</li> </ul> <p>The BSI 3400 kit includes: the unit with battery, 6 plug-in cables (3ml) with plug for LED spot, 2 plug-in cables (3ml) for audio signal button and 12Vdc external power supply, a siren 115dB plug-in, bracket</p> <p>- Size: 226 x 180 x 79 mm - - Weight: 2.5 kg</p>		
<b>14 012 450</b>		
Battery backup BSI3400 - 12V 3,4 A/h	<b>14 012 410</b>	

### Power supply without back



Alimentation 230/12 vcc spéciale LED avec régulateur de courant. Puissance max. 30W (6 ampoules LED SODIMAS)

**14 012 192**



3mlg lead with plugging GU5,3 for LED

**14 012 195**

### LED square lighting



LED square lighting 15W + driver

**33SO052P00001**

## LED lighting



### LED SODIMAS spots MR16

- 4W spot (3 LEDs, 1.3W each) - 270 lumens - wide angle
- 12Vde power supply - consumption 375 mA - connection GU5.3
- life cycle with BSI 3400 power units: up to 50 000 hours

**Performance** with BSI3400 power unit:

Lighting value with 4 Sodimas spot on 630 kg cabin (1100 \*1400)


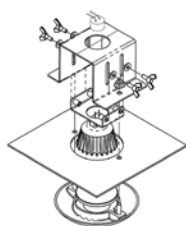
- ceiling height 2200 mm - value on floor, middle of cabin: **min. 150 lux**

- value on control panel (buttons): **from 200 to 300 lux**

**14 900 001**

LED bulb cover for new ceiling

**14 020 104**



### Support spot modernisation inviolable et anti-vandale Sodimas (modèle déposé)

- support sans fixation apparente
- ajustable en fonction de l'épaisseur du plafond
- perçage plafond de D53 à 63 mm
- ampoules LED SODIMAS **14 900 001** prémontées
- protection verre stadip
- spot protégé mécaniquement
- coupelle en matière Zamac

Support avec ampoule à LED - coupelle blanche

**14 010 075**

Support avec ampoule à LED - coupelle noire

**14 010 073**

Support sans ampoule - coupelle blanche

**14 010 077**

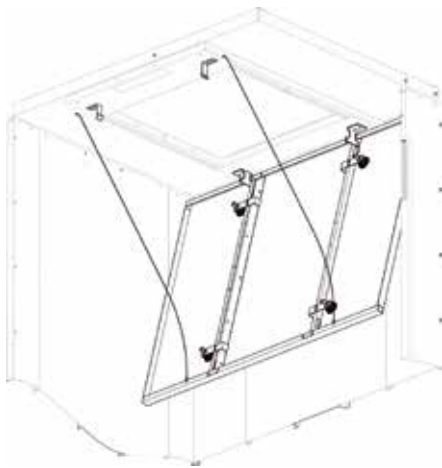
Support sans ampoule - coupelle noire

**14 010 076**

## Renovation articulated false ceiling with LED

Composition	
<b>- TRAY -</b>	
<ul style="list-style-type: none"> <li>- Comprising a steel tray white epoxy* articulated with supports, hooks, bracket, retaining cord</li> <li>- Effective and discreet locking system</li> <li>- Reversible opening sense</li> <li>- Equipped with notches and supports for Sodimas LED spot</li> </ul>	
Size :	<ul style="list-style-type: none"> <li>- tray height: 24 mm</li> <li>- overall height with brackets : 130 mm</li> <li>- clearance from wall: 25 mm (37mm with full height COP)</li> </ul>
<p><i>When ordering, specify the interior dimensions of the car walls (width x depth) and specify whether there is a full-height COP.</i></p>	
<b>- LIGHTING -</b>	
<ul style="list-style-type: none"> <li>- Comprises a power unit and backup with BS13400 siren</li> <li>+ Sodimas wide angle, high luminosity, LED spot with complete plug-in wiring</li> </ul> <p>One spot is supplied with backup power in the event of a power failure - LED and power unit specifications on previous page.</p>	

- \* - Exists in polished mirror finish, chrome or black
- Exists in suspension non-articulated



Cabin floor area	Rated load	Number of spots planned	Price €
Not exceeding 0.9m <sup>2</sup>	Not exceeding 320 kg	2	
To 1.1 to 1.3 m <sup>2</sup>	To 375 to 450 kg	3	
To 1.45 to 1.66 m <sup>2</sup>	To 525 to 630 kg	4	
To 1.75 to 2 m <sup>2</sup>	To 675 to 800 kg	5	
To 2.05 to 2.4 m <sup>2</sup>	To 825 to 1000 kg	6	

## Car accessories

### Vandal resistant lighting

Item code		Price €		Item code		Price €	
	Halogene downlight vandal resistant 20W (including bulb)		<b>12 240 040</b>			Electronic transformer 3 x 20W pre-wired for halogene downlight	
	Halogene bulb 20W		<b>12 240 045</b>			Set of 3 halogene downlights vandal resistant + transformer + special key	
					<b>12 240 035 EN</b>		

### Halogene lighting

Item code		Price €		Item code		Price €	
	Halogene downlight GU 5,3 ø 60 mm white cover (no bulb)		<b>12 240 048</b>			Halogene bulb 12V 20W	
					<b>12 240 055</b>		
					<b>12 240 054</b>		
	Transformateur AC 220/12V 50W		<b>12 240 059</b>			Transformateur AC 220/12V 100W	
					<b>12 240 058</b>		

Item code		Price €		Item code		Price €	
	Set of vandal resistant fitting for mirror		<b>12 220 135</b>			Central part of false ceiling for SODICIEL 3 White painted finish	
					<b>12 240 060</b>		

## Car accessories

### Universal protective blanket

Code article	Designation	Price €
<b>8 010 011</b>	Panel H 2050 x L 1100 mm	
<b>8 010 012</b>	Panel H 2050 x L 1250 mm	
<b>8 010 013</b>	Panel H 2050 x L 1400 mm	

Ex. : Pour une cabine de 525 kg en simple accès L 1000 x 1350 mm  
Prix : 148 + (168 x 2) = 484 €



Composition: Beige cotton fabric BHE - Felt protection in lower part  
- Transparent horizontal reinforced insert (for buttons and display height 81/70)  
- Mixed fixing: Locked spring style tabs and suction cup (mirror)  
- Possibility to lockout  
- Available in 3 different panel sizes to be composed following to the car surface to protect  
- Fire classification M4


### Floor finish

Designation	Price €
"Seth", "Amset" or "Mykérimos" finish (l = 2000 mm)* per sqm	
Dark-grey spotted finish (l = 2000 mm)* per sqm	

(\*) The wasted part on the width should be taken into consideration in the surface calculation.


Item code	Designation	Price €
<b>12 226 000</b>	Aluminium handrail ø42 mm (per meter)	
	Brushed stainless steel handrail ø 40 mm (per meter) with bolt and bracket	





Item code	Price €
	
	Aluminium handrail end
<b>12 226 010</b>	


Item code	Price €
	
	Aluminium handrail joist
<b>12 226 020</b>	

Item code	Price €
	
	Blanket cross handle (bracket)
<b>08 010 025</b>	

Item code	Price €
	
	Bag 20 rivets + 10 eyelet
<b>33SO052P00003</b>	









Item code	Price €
	
	Male fixing kit for blanket (1 cross handle + 12 male tenax)
<b>08 010 020</b>	

Item code	Price €
	
	Suction cap for blanket
<b>08 010 030</b>	

Item code	Price €
	
	Button (female tenax)
<b>08 010 035</b>	






## Car accessories

(\*) Presented photo







	Item code	Price €		Item code	Price €
	Flap-seat in black skai cloth	<b>12 230 122</b>		Car fan 90 m3/h flow Size 120 x 120 mm - Dist. between fixing hole : 105 mm	<b>12 240 030</b>
	Protection grid for fan	<b>12 240 031</b>		Fan grid in stainless steel 220 x 70 mm	<b>12 230 115</b>
	24 VDC blue flashing beacon for EN81-21 HDN < 3300	<b>14 013 005</b>		Emergency lighting Surface mounted 230V 50lm 3 hours - LED	<b>14 013 010</b>
	230 VAC red flashing beacon HDN < 3300	<b>14 013 000</b>		Contact NC (Pizzato) (*)	<b>14 010 011</b>
				Contact NO (Pizzato)	<b>14 010 010</b>
	Adjustable buzzer 0 to 85 Db 24 Vcc	<b>14 008 155</b>		Complete maintenance box (black) - black lid - French power socket (magnetized)	<b>14 006 820</b>
	Power socket for pit box - inspection			Complete maintenance box (magnetized) French power socket	<b>14 006 810</b>
	Power socket Europe Shuko Dim 49440	<b>14 006 860</b>			
	Power Socket UK BS 1363	<b>14 006 850</b>			
	Power Socket Switzerland SEV 6535	<b>14 006 840</b>		Maintenance box (magnetized) pre-wired (1,5 m)	<b>14 007 050 K</b>
	Machine room reset box (magnetized)	<b>14 006 890</b>			

## Car accessories



### Charger

Item code	Price €	Item code	Price €
	Type ARAL 64 (2 outputs) 12V 1,2 A/h Ni/Cd charger 70/110 mA <b>14 012 060</b>		Type ARAL 10 (1 output) 12V 0,6 A/h Ni/Cd <b>14 012 200</b>
	Type ARAL 7/1 (2 outputs) 6V 1,2 A/h Ni/Cd <b>14 012 190</b>		Charger + Sirene 6V 1,2 A/h <b>14 012 014</b>
	ARAL11 telephone battery back up 500mA - 0,7 A/h <b>14 012 040</b>		Power unit AMPHITEC for PTU 80-V4 phone Ref. BAS1210V4 <b>37SO980P00002</b>
	DC power supply 220V / 24V 3.2A IP2X <b>62989</b>		Power supply 220V / 12V 3A IP2X <b>38SO981P00005</b>

### Emergency light

	Emergency light Independent supply 220Vac 1W 1 Hour Ni 54 x 54 mm <b>16 414 099</b>		Emergency power 2 outputs for halogene 7 A/h <b>14 012 500</b>
	Emergency light LED 12V 1W hole ø 21 (battery not supplied) <b>16 414 090</b>		Automatically regulated emergency power <b>BSA 800</b> <b>14 012 052</b>
	Autonomous power supply 12Vdc for 3 modules special intercom <b>16 400 006</b>		Battery SAFELINE interchangeable 0,8 A/h for <b>GL5 / BSA 800 / SLCC</b> <b>14 230 013</b>

## Car accessories

Sirènes			
	Electronic siren 12V 120 db		
	<b>14 012 300</b>		
	Electronic siren 6/12 Vdc 120db with light and text		
	<b>14 012 250</b>		

## Counterweight fillers


Steel counterweight fillers on stock			
Item code	Weight	Designation	Price € per kg
<b>10 400 080</b>	20	Size 80 x 80 x 400 mm	
<b>10 480 080</b>	23,3	Size 80 x 80 x 480 mm	
<b>10 580 080</b>	28,1	Size 80 x 80 x 580 mm	
<b>10 970 780</b>	37,8	Size 80 x 80 x 780 mm	
Steel counter filler on request			
(Density 7,85)			Price € per kg
Price per kilo for different section and length			



## Standard car frame and lower beam RENO 60 G2 for round guide rail


### Main specification

- approved safety gear plain guide rail 45/48/50 and 60mm **for a maximum nominal speed up to 0.75m/s** and a tripping speed not exceeding 1m/s
- Max. load on car frame: 450kg / max. full load (cabin weight + max. load): 950 kg
- Car frame weight: approx. 220kg on standard size
- DBG size: min. 600mm / max. 1200mm
- Standard cross-beam interval: 2510mm (other sizes on demand)
- Upright spacing: standard: DBG - 10mm
- Lyre cabin: guide spacing + 20mm
- Min. pit : **470mm** with safety gear at top / 550 mm with safety gear at bottom
- Standard headroom: 2930mm (other sizes on demand)
- Quiet pump safety shoe (even with small upright spacing), oilers included, hand grip possible on the 4 sides, remote control, insulation and supports (depending on car)
- Buffer is extra

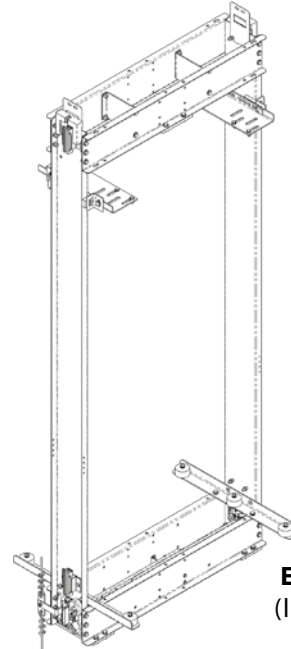


Designation	Price €
<b>Round guide rail frame for traction lift</b>	
<b>Round guide rail frame for drum machine lift</b> (supplied with ceiling contact)	
Note : Car frame supplied with top and bottom cross beam assembled, adjusted, black paint finish	
<b>Lower beam round guide rail set</b> (adaption on existing frame)	

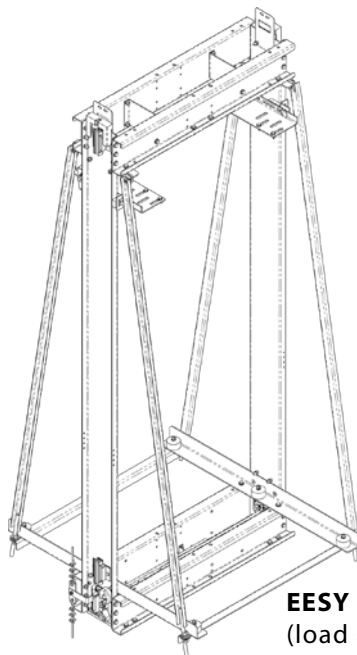
## Modulable car frame EESY (mod)



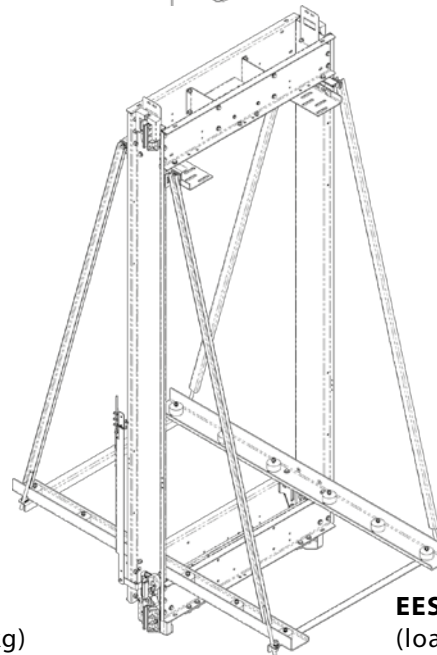
**EESY 80 standard**



**EESY 140 standard**  
(load around 630 kg)

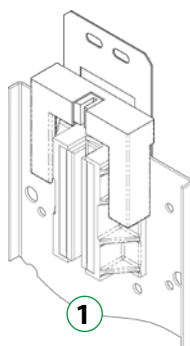


**EESY 200 standard**  
(load around 1000 kg)

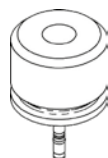


**EESY 280 standard**  
(load around 1600 kg)

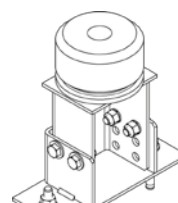
### Options - Accessories EESY



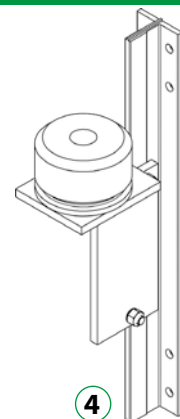
①



②



③



④

## Modulable car frame EESY (mod) for T rail

Specifications
Car frame with PMD 280 bi-directional safety gear. Design made for and easy and quick installation on site Made in order to accept largest car width possible (DBG) and the smallest pit/headroom possible
Goods delivered with upright fitted with slides shoes and adjusted safety gear, suspension plate, brackets, insulations, safety gear contact, speed governor rope bracket, installation manual
<b>General description :</b> - maximum load on safety gear : 2800 kg for a speed of 1,6 m/s - DBG mini : 460 mm      - DBG max. : 2180 mm - between uprights standard : 2590 mm - Load :   -> EESY 80/140 : around 130 kg   -> EESY 200 : around 215 kg -> EESY 280 : around 285 kg

<b>Specifications- Abréviations :</b> - Abbreviation : P+Q = Car load capacity + dead load (car frame, car, door,...) Sn = Car nominal speed H/R : Headroom HF : Floor thickness (structure + finish floor) H. Ext : External Car Height (floor thickness + ceiling thickness + car inside height) DBG : Distance Between Guide
--

Type	P+Q max (kg)	Sn (m/s)	Car Width ext. max (mm)	Pit mini. (mm)	H/R mini (No oiler)
EESY 80 (180 -> 400 kg)	1400	0,6 -> 1,6	DEG - 46	475 + HF	590 + HRext - HF
EESY 140 ( -> 630 kg)			DEG - 56 DEG - 76	475 + HF 367 + HF	
EESY 200 ( -> 1000 kg)	2000		DEG - 56	367 + HF	630 + HRext - HF
EESY 280 ( -> 1600 kg)	2800		DEG - 60	525 + HF	660 + HRext - HF

Designation	Price €
<b>Car Frame EESY 80</b>	
<b>Car Frame EESY 140</b>	
<b>Car Frame EESY 200</b>	
<b>Car Frame EESY 280</b>	

Options - Accessories EESY		Price €
Designation		Price €
①	Oiler set with bracket (allow installation of detector Ø 10)	
②	Side Buffer on floor	
③	Side Buffer adjustable 101 -> 227 (buffer not included)	
④	Side Buffer on T rail	
<b>11 600 028</b>	Limit switch ramp    2 meters	

Nb : For buffer Sn > 1 m/s, contact us

## Low, custom-made crossbeam TB3 / TB5 for guide T

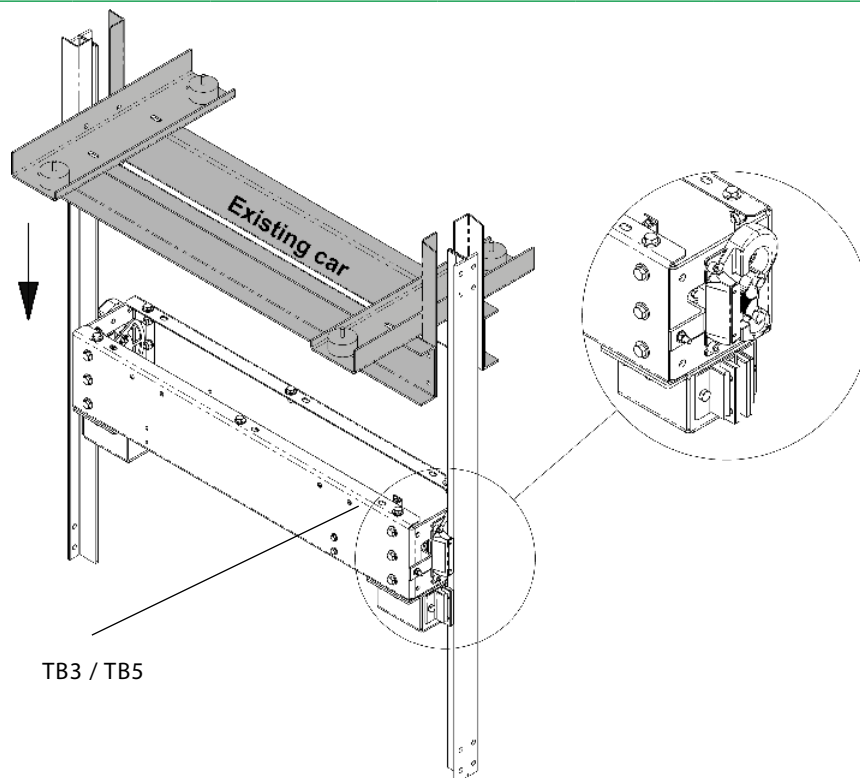
Beam to be installed underneath the existing car frame for the CE over speed conformity on up direction (EN 81.1 § 9-10) complying with the §3.2 of the SAE.

The set is delivered assembled, adjusted for the DBG of the installation, (see technical data file) easily adaptable for an optimal installation time.

- Custom made adaptation from the existing beam
- Installed with bi-directional safety gear PM 280 and inferior slide shoes
- 2,5 ml deported bracket for the attachment of the speed governor rope
- Release switch
- Total Height: 330 mm (with slides shoes underneath)
- Load : from 36 kg (DBG 900) to 75 kg (DBG 2200)
- DBG : 460 to 2200 mm

**Minimum pit \* : 451 mm + existing floor thickness + existing beam height**

\* It is possible to decrease by 98 mm if slides shoes fixed on existing car frame uprights



### TB3 model

P + Q max (Capacity + dead load) : **1400 kg**

DBG max : **1600 mm**

Designation

Price €

Traverse basse **TB3**

### TB5 model

P + Q max (Capacity + dead load) : **2800 kg**

DBG max : **2200 mm**

Designation

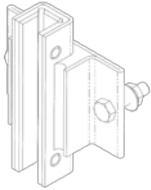
Price €

**TB5** Lower Beam

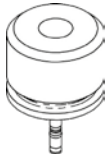
NB : needs for the EC and operation, an adapted bi-directional speed governor and weight (p106)

## TB3 /TB5 Lower beam accessories for T rail

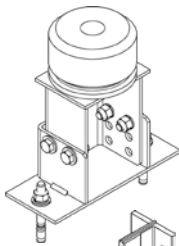
Item code	Designation	Price €
-----------	-------------	---------



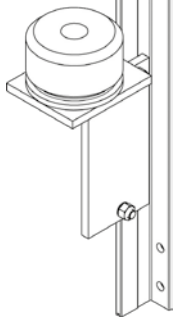
	Slide shoes and inserts set for the upper beam	
	Oiler with bracket (for a.m. slide shoes)	



<b>12 010 121 EN</b>	∅ 100 x 80	Side Buffer on floor	
<b>12 010 122 EN</b>	∅ 125 x 80	Side Buffer on floor	






	Side Buffer adjustable 101 -> 227 (height buffer not included)		
<b>12 010 115 EN</b>	∅ 100	TYPE A (700 < pit < 800)	
<b>12 010 117 EN</b>	∅ 100	TYPE B (800 < pit < 870)	
<b>12 010 116 EN</b>	∅ 125	TYPE A (700 < pit < 800)	
<b>12 010 118 EN</b>	∅ 125	TYPE B (800 < pit < 870)	



<b>12 010 093 EN</b>	∅ 100	Side Buffer on T rail	
<b>12 010 109 EN</b>	∅ 125	Side Buffer on T rail	

## Car frame

Insulations							
Item code		Price €		Item code		Price €	
	Bottom insulation type APA 7035 ø 70 H = 35 mm 2 bolts M 10				Top insulation type F25		
	<b>12 300 102</b>				<b>12 300 140</b>		
	Pair of insulations and brackets + bolts						
	<b>12 300 150</b>						

## Load weighting device on ropes








**Advantage :**

Small size individual cell  
Reliable and accurate in course of time  
Calibration and adjustment without additional weight on site  
Specific chart for the balance of the ropes and signalisation of the strenght of each rope

**Specification :**

24Vdc power supply  
Capacity : 2 to 8 ropes, 8 to 16 mm diametre, load per rope from 600 to 1600 Kgs  
3 outputs relay : non-stop, overload  
Locking weight entry

**Material :**

	Item code	Price €		Item code	Price €
	Control panel 24Vdc VK Omega - ropes				
	<b>16 610 100</b>				
	Set of cell for 3 ropes (Ø 8 to 10)			Set of cell for 3 ropes (Ø 11 to 13)	
	<b>16 610 113</b>			<b>16 610 112</b>	
	Set of cell for 4 ropes (Ø 8 to 10)			Set of cell for 4 ropes (Ø 11 to 13)	
	<b>16 610 110</b>			<b>16 610 111</b>	
	Set of cell for 5 ropes (Ø 8 to 10)			Set of cell for 5 ropes (Ø 11 to 13)	
	<b>16 610 116</b>			<b>16 610 117</b>	
	Set of cell for 2 ropes (Ø 8 to 10)			Set of cell for 2 câbles (Ø 11 to 13)	
	<b>16 610 118</b>			<b>16 610 122</b>	
	Batch of cells for cables (Ø 8 to 10)			Mounting tool for cell into the rope	
	<b>16 610 121</b>			<b>16 610 200</b>	

## Load weighting device for other assembly

(\*) Presented photo

	Item code	Price €		Item code	Price €
<b>FIXING UNDERNEATH CAR OR FIXED POINT</b>					
	Control panel 220 Vac fixed point weighting Sodiciel/Vmotion	<b>14 030 079</b>		Set of 4 detectors 800Kgs/per unit	<b>16 610 115</b>
	Fixed point cell Sodiciel/Vmotion	<b>11 030 069</b>			
<b>YOKE MOUNTING</b>					
	Load device power supply board LMX-BOX for crossbeam sensor	<b>16 700 101</b>		Crossbeam sensor	<b>16 700 111</b>
<b>INSTALLATION UNDERNEATH THE BEDPLATE</b>					
	Isolated sensor underneath bedplate BPP-CB – capacity 3000 kg (needs 2 per installation)	<b>33SO092P00001</b>		Isolated sensor underneath bedplate BPP-CB – capacity 5000 kg (needs 2 per installation)	<b>33SO092P00002 205/unit</b>
	Sensor board VK-3i 220 Vac for sensor underneath bedplate BPP-CB	<b>14 030 079</b>	<b>DISPLAY</b>		
				Progressive load loght with buzzer for board VK	<b>16 700 115</b>
<b>PÈSE CHARGE MÉCANIQUE</b>					
	Mechanical load weighing unit	<b>14 010 084 EN</b>		Crouzet contact cable 6 meters	<b>14 006 020</b>

## Miscellaneous mechanical elements

### Ropping

Item code	Designation	Price €
11 600 015 AEN	Car frame bar system	



Item code	Price €
-----------	---------



Oiler type DG  
with fixing stand

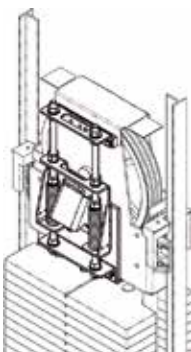
12 350 100



Car oiler kit

12 350 130

## Various counterweight yoke mechanics



Code article	Prix € HT
--------------	-----------

Belt tensioner kit on  
counterweight for VM type 1  
(removal of the tension roller)  
630 kg

10 010 289 EN



1000 kg

10 010 290 EN

## Parapet balustrade folding

Item code	Price €
200 < D < 850 parapet balustrade folding (with bolts & nuts & 2 contacts) H : 700 mm L : for 800 to 1430 mm	
<b>12 232 910</b>	

Item code	Price €
D > 850 parapet balustrade folding (with bolts & nuts & 2 contacts) H : 1 100 mm L : for 800 to 1430 mm	
<b>12 232 920</b>	

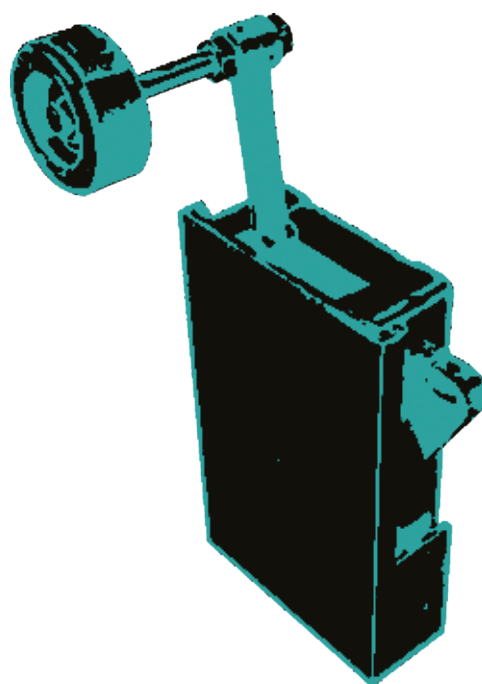






# SELECTION

PRICE LIST 2016





## Sensor

(\*) Presented photo

### ABSOLUTE SELECTION



Item code	Designation	Price €	Item code	Designation	Price €
<b>14 003 910</b>	L = 10 m		<b>14 003 950</b>	L=50 m	
<b>14 003 915</b>	L = 15 m		<b>14 003 960</b>	L=60 m	
<b>14 003 920</b>	L = 20 m		<b>14 003 970</b>	L=70 m	
<b>14 003 925</b>	L = 25 m		<b>14 003 975</b>	l = 75 m	
<b>14 003 930</b>	L = 30 m		<b>14 003 980</b>	L=80 m	
<b>14 003 935</b>	L = 35 m		<b>14 003 990</b>	L=90 m	
<b>14 003 940</b>	L = 40 m				
<b>14 003 945</b>	L = 45 m				



Item code	Price €
QI / NG240 absolute counting sensor	
<b>14 200 210</b>	



Code article	Prix € HT
Absolute sensor sliding rail kit	
<b>3450012P00005</b>	



Code article	Prix € HT
Absolute counting sensor secured SOLIMAX	
<b>3450012P00001</b>	

### SHAFT SELECTION



Item code	Price €
Sensor only for incremental board	
<b>14 002 100</b>	





Item code	Price €
Complete set board, incremental sensor and bracket	
<b>14 002 105</b>	



Shaft selector incremental board	
<b>14 002 120</b>	

## Sensor

### MAGNETIC SELECTION


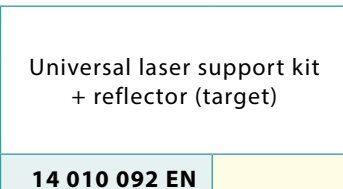
	Item code	Designation	Price €
	<b>14 000 200</b>	Magnetic finger 3 cables (*) Bi-stable magnetic finger	
	<b>14 000 190</b>		
	Item code	Designation	Price €
	<b>14 010 054 EN</b>	Stainless steel bracket for magnetic finger	

(\*) Presented photo

### OPTICAL SELECTION









Item code	Price €	Item code	Price €
	Single beam switch TMS01 48 Vdc <b>14 000 001</b>		Beam switch TMS02 Beam distance = 40mm <b>14 000 011</b>
	Double beam switch TMS03 24 Vdc Beam distance = 20 mm <b>14 000 013</b>		TMS05 optical detector Beam distance = 10 mm <b>14 000 016</b>

### LASER SELECTION

Item code	Price €	Item code	Price €
	Absolute laser rangefinder on Quick Install with reflector – max. travel 100m <i>To replace the Elgo sensor on the QI tape - identical connexion</i> <b>14 003 800</b>		Universal laser support kit + reflector (target) <b>14 010 092 EN</b>

## Limit switch / Thumbler

### CONTACT / SUPPORT

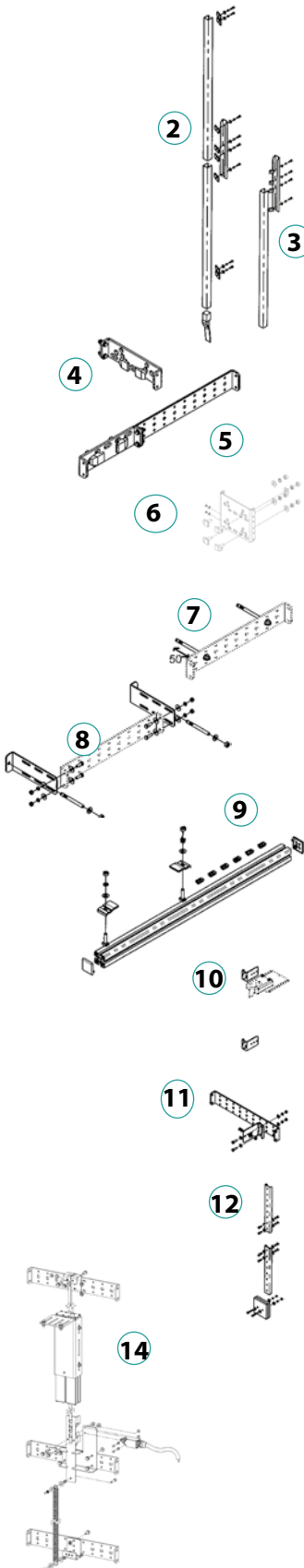
	Item code	Price €		Item code	Price €
	CROUZET prewired thumbler with support	<b>14 005 215</b>		Thumbler switch return to middle position	<b>14 004 002</b>
	Thumbler switch left or right	<b>14 004 003</b>			
	Thumbler switch CROUZET	<b>14 005 200</b>		Thumbler switch 3 positions / limit switch type DS	<b>14 004 100</b>
	Thumbler switch with stem KBL2S1	<b>14 006 032</b>			
	Mounting bracket CROUZET on guide rail	<b>14 005 070 PM</b>		Adapting bracket for thumbler CROUZET on DS support	<b>14 005 060</b>

## Cam and base

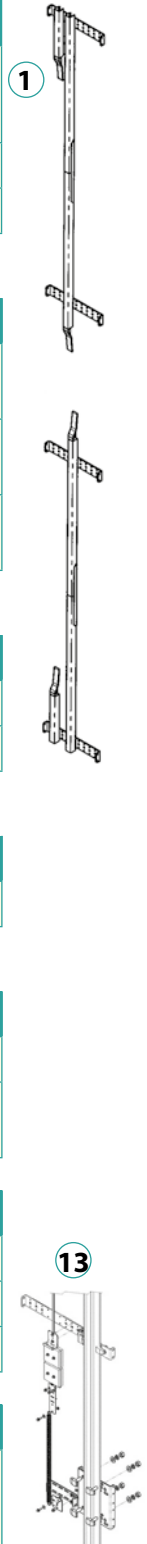
(\*) Presented photo

	Item code	Price €		Item code	Price €
	String Line reel L = 100 m ø 3 mm			Magnet = 100 mm (*)	
	<b>14 001 915</b>			<b>14 000 210</b>	
	Pit support for string line			Magnet = 300 mm	
	<b>14 001 927</b>			<b>14 000 230</b>	
	String line support on guide rail			Magnet 35 x 15 mm	
	<b>14 001 925</b>			<b>07 998 058</b>	
	Rubber flag for string line 3 mm L = 100 mm (*)			Limit switch cam 2 meters	
	<b>14 001 810</b>			<b>11 600 028</b>	
	L = 200 mm				
<b>14 001 820</b>					
	L = 300 mm				
	<b>14 001 830</b>				

## Cam and base



Item code	Designation	Price €
<b>BASIC SHAFT MATERIAL</b>		
14 010 037 EN	① Shaft selection set (ramp bracket, deceleration ramp and limit switch, bolts and nuts...)	
14 010 045 EN	② Ramp limit switch set L = 2 mètres	
14 010 046 EN	③ Extension for ramp set L = 1 mètre	
<b>GUIDE RAIL FIXING</b>		
14 010 038 EN	④ Complete set one side guide rail (guide rail support, ramp, clip and bolt)	
14 010 039 EN	⑤ Complete set two sides guide rail (guide rail support, ramp, clip and bolt)	
14 010 125	⑥ Bracket set on guide rail for SOLIMAX shaft sensor	
<b>WALL FIXING</b>		
14 010 040 EN	⑦ Wall fixing set between 0 and 200 mm	
14 010 042 EN	⑧ Wall fixing set between 201 and 350 mm	
<b>CAR FIXING</b>		
14 010 050 EN	⑨ Aluminium profile 40 x 40 mm	
<b>FALG SELECTION</b>		
14 010 047 EN	⑩ TMS/tape bracket	
14 010 049 EN	⑪ TMS/tape bracket (one all 20 m)	
<b>TAPE SELECTION</b>		
14 010 048 EN	⑫ Additional tape set	
14 010 064 EN	⑬ Tape tensioner when travel > 30 m	
14 010 119	⑭ Weight set for switched tape	
<b>INSPECTION LIMIT SWITCH KIT</b>		
14 000 008 EN	Limit switch ramp assembly (includes 1 thum- bler 14 005 215, 1 cam P/N ②, 1 alloy strip P/N ⑧ and 2 supports P/N ⑤)	



## Miscellaneous selection mechanical elements


### NG120 / NG240 SELECTION

Item code	Designation	Price €
<b>14 010 200 EN</b>	Magnetic NG120/NG240 selection assembly + mechanics comprising 2 FAI/FAS monostable magnetic fingers + 2 AGB/AGH bistable magnetic fingers + 2 limit switches (extreme + inspection)	
<b>14 922 901 EN</b>	12-level optical + mechanical NG120/NG240 selection assembly comprising shaft selection in car with all supports, 4 limit switches (extreme, top inspection, 2 decelerations), set of cams and shaft supports, string line and vanes	
<b>14 922 902 EN</b>	Additional levelling device and NG120/NG240 door zone assembly comprising supports, 3 magnetic fingers (levelling device + door zone), 300 mm magnets, door zone box	
<b>14 922 903 EN</b>	Absolute NG120/NG240 selection assembly (tape in addition) + mechanics comprising shaft selection in car with all supports, absolute sensor, 2 limit switches (extreme and top inspection), set of cams and shaft supports	



# LANDING DOOR

PRICE LIST 2016





## Replacement of the mechanism for landing doors *MONITOR*



Kit mécanisme (panels preserved, car door preserved)			Article	Price €
<b>ZIP 2 VOT</b>	LHS (Seen by the landing)	CL 700	<b>35SO042P00022</b>	
		CL 800	<b>35SO042P00020</b>	
		CL 1100	<b>35SO042P00021</b>	
<b>ZIP 2 VOT</b>	RHS (Seen by the landing)	CL 700	<b>35SO042P00019</b>	
		CL 800	<b>35SO042P00018</b>	
		CL 1100	<b>35SO042P00017</b>	
<b>ZIP 2 VOC</b>	Central opening	CL 700	<b>35SO042P00016</b>	
		CL 800	<b>35SO042P00015</b>	
		CL 1100	<b>35SO042P00014</b>	
<b>MONITOR 85</b>	Central opening	CL 700	<b>35SO042P00007</b>	
		CL 800	<b>35SO042P00006</b>	
		CL 1100	<b>35SO042P00005</b>	
<b>MONITOR 85</b>	LHS (Seen by the landing)	CL 700	<b>35SO042P00013</b>	
		CL 800	<b>35SO042P00012</b>	
		CL 1100	<b>35SO042P00011</b>	
<b>MONITOR 85</b>	RHS (Seen by the landing)	CL 700	<b>35SO042P00010</b>	
		CL 800	<b>35SO042P00009</b>	
		CL 1100	<b>35SO042P00008</b>	
<b>MONITOR FRANCE 86</b>	LHS (Seen by the landing)	CL 700	<b>35SO042P00004</b>	
		CL 800	<b>35SO042P00003</b>	
<b>MONITOR FRANCE 86</b>	RHS (Seen by the landing)	CL 700	<b>35SO042P00002</b>	
		CL 800	<b>35SO042P00001</b>	
<b>MONITOR 92VF</b>	Central opening	CL 700	<b>35SO042P00025</b>	
		CL 800	<b>35SO042P00024</b>	
		CL 1100	<b>35SO042P00023</b>	
<b>MONITOR 92VF</b>	LHS (Seen by the landing)	CL 700	<b>35SO042P00031</b>	
		CL 800	<b>35SO042P00030</b>	
		CL 1100	<b>35SO042P00029</b>	
<b>MONITOR 92VF</b>	RHS (Seen by the landing)	CL 700	<b>35SO042P00028</b>	
		CL 800	<b>35SO042P00027</b>	
		CL 1100	<b>35SO042P00026</b>	




## Landing roller / Opposite roller

### FERMATOR doors

	Item code	Price €		Item code	Price €
	Bearing opposing roller ø 30 mm Doors Fermator 40/10			Car suspension roller ø 48 mm Doors Fermator Compact and 40/10	
	<b>05 800 211</b>			<b>05 800 204</b>	
	Eccentric opposite roller diameter 54 for 50/11			Roller wire ø 47 mm Doors Fermator Compact and 40/10	
	<b>36SO012P00003</b>			<b>05 800 208</b>	
	Compact door lock roller -40/10-50/11				
	<b>35SO072P00001</b>				

## Landing door guide shoe

### FERMATOR doors

	Item code	Price €		Item code	Price €
	Door guide shoe Doors Fermator PREMIUM 40/10			Door guide shoe kit 2 units + 16 mm slot pin Doors Fermator PREMIUM 40/10	
	<b>05 800 207</b>			<b>05 800 209</b>	
	Door guide shoe type PM300				
	<b>36SO022P00001</b>				

## Bearing mechanism

### FERMATOR doors

	<p>Fermator Compact Door centre-opening mechanism PL 800</p> <p><b>05 800 006</b></p>		<p>Fermator Compact Doors 40/10 side door aluminium sill PL 800</p> <p><b>05 800 000</b></p>
---	---	--	--

## Landing sill

### FERMATOR doors






	Code article	Prix € HT		Code article	Prix € HT
					
	05 800 065			05 800 046	
					
				05 800 040	
					
	05 900 046			05 900 040	

## Door lock / Electrical contact

### FERMATOR doors

	Item code	Price €		Item code	Price €
	Lock complete Doors 40/10 RHS (*)			Lever set + bracket + lever plate - Doors Fermator Compact LHS (*)	
	<b>05 800 212</b>			<b>35S0992P00003</b>	
	LHS			RHS	
	<b>05 800 213</b>		<b>35S0992P00002</b>		
	Contact + shunt 60 mm Doors 40/10			Emergency key contact Doors Fermator Compact	
	<b>05 800 214</b>			<b>05 800 170</b>	
	Contact + shunt 40 mm Doors 40/10				
	<b>05 800 215</b>				

## Door closer for swing door

	Item code	Price €		Item code	Price €
	Door closer type EMMERLOD Ref. 640/EF	<b>08 901 058</b>		Door closer type MAC Réf. 645	<b>08 901 055</b>
	Door closer type WESTINGHOUSE Ref. 640/WH	<b>08 901 056</b>		Door closer hydraulic CEITA reinforced white type AZ102	<b>08 901 059</b>
	Door closer type MAC 2G 646 with beak	<b>08 901 065</b>		Door closer hydraulic CEITA type AZ101	<b>08 901 060</b>
	Door closer type MAC 648/CT	<b>08 901 054</b>		Door close arm hydraulic without locking CEITA type AZ	<b>08 901 064</b>

## Miscellaneous landing door electrical elements

	Item code	Price €
	Pre-wired Bernstein contact (EN 81-21) Doors SLYCMA	
	<b>05 800 165</b>	
	Pre-wired Bernstein contact + contact support (EN 81-21) Doors FERMATOR	
	<b>05 800 175</b>	

 **CAR DOOR**

PRICE LIST 2016






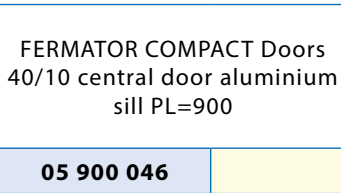

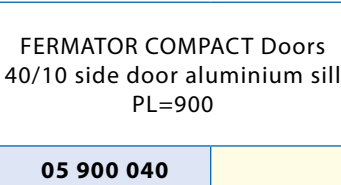
## Car roller

### FERMATOR doors

	Item code	Price €		Item code	Price €
	Car suspension roller ø 48 mm Doors Fermator Compact and 40/10			Suspension roller diameter 66 for PM 300	
	<b>05 800 204</b>			<b>36SO012P00001</b>	
	Roller wire ø 47 mm Doors Fermator Compact and 40/10			Suspension roller diameter 56 for PM 300	
	<b>05 800 208</b>			<b>36SO012P00002</b>	
				Opposite roller car door diameter 66 for PM 300	
				<b>36SO012P00004</b>	

## Car door sill

### FERMATOR doors

	Item code	Price €		Item code	Price €
	Door sill aluminium central opening C.O 800 Doors Fermator Compact			FERMATOR COMPACT Doors 40/10 central door aluminium sill PL=900	
	<b>05 800 046</b>			<b>05 900 046</b>	
	Door sill aluminium side opening C.O 800 Doors Fermator Compact			FERMATOR COMPACT Doors 40/10 side door aluminium sill PL=900	
	<b>05 800 040</b>			<b>05 900 040</b>	

## Skate

### KRAMER doors

(\*) Photo présentée



Item code	Price €
Release cam parallel right Doors KRAMER	
<b>08 200 126</b>	
Release cam parallel left Doors KRAMER	
<b>08 200 127</b>	

### FERMATOR doors

(\*) Photo présentée



Item code	Price €
Release cam 40/10 - 50/11 - VF RHS (*)	
<b>07 800 058</b>	
LHS	
<b>07 800 059</b>	



Item code	Price €
Release cam PM300 + hook RHS (*)	
<b>36SO502P00001</b>	
LHS	
<b>36SO502P00002</b>	



Release cam LHS Doors F.C. 40/10(*)	
<b>07 800 040</b>	
RHS Doors F.C. 40/10	
<b>07 800 041</b>	





Release cam PM300 Doors Fermator RHS	
<b>07 800 060</b>	
LHS (*)	
<b>07 800 061</b>	



Release cam central opening Doors F.C. 40/10	
<b>07 800 062</b>	

## Retiring cam / Anti-creep lock

	Item code	Price €		Item code	Price €
<b>SUPPORTS</b>					
	Retiring cam CEIM 48 VCC			Retiring cam CEIM 110 VCC	
	<b>14 015 060</b>			<b>14 015 064</b>	
	Skate of cam CEIM			Retiring cam type ASCO 48 VCC - 90 W	
	<b>14 015 061</b>			<b>14 015 200</b>	
	Retiring cam type CMF 220 VAC			Skate of cam ASCO	
	<b>14 015 069</b>			<b>14 015 280</b>	
	Retiring cam type ASCO 110 VCC				
	<b>14 015 220</b>				

<b>ANTI-SLIP CAMS</b>					
	Anti-slip cam 48 VCC - VA6 (6 tonnes) with 2 pulling out contacts			Anti-slip cam 48 VCC progressive type VA6 (6 tonnes) + support AM4	
	<b>14 050 040</b>			<b>14 050 030</b>	
	Anti-slip cam bracket for type C (Old model)				
	<b>14 050 045</b>				

## Safety edge

(\*) Presented photo



Item code	Designation	Price €
<b>SAFETY EDGE</b>		
<b>16 700 620 EN</b>	SODIMAS photocell barrier (SOD 620 MEMCO) Th. 10 mm - 81 light rays - Detection height adjustable - Supplied with universal support and 230 VAC amplifier unit	
<b>16 700 621</b>	Set of universal RX/TX antennae Sod 620-1 Multiconnection NPN/PNP - NO/NC compatible	
<b>16 700 861</b>	Spare control panel for safety edge 230 VAC (280 000) (Elite 618/648 / SOD 619) (*)	
<b>16 700 864</b>	Spare part - Elite 648 installation set only	
<b>Sur commande</b>	MEMCO photocell barrier Panachrome green/red + unit (*)	

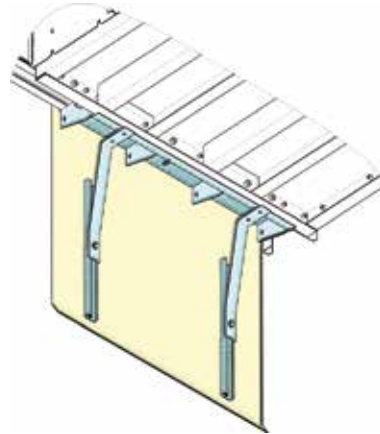
<b>DOOR PHOTOCELL</b>		
<b>14 008 100</b>	Infra-red photocell transmitter/receiver 230Vac Thickness 6 mm (*)	
<b>14 008 110</b>	Infra-red photocell transmitter/receiver 24Vdc Thickness 6 mm	
<b>14 008 120</b>	Photocell double transmitter/receiver 230Vac Thickness 6 mm	
<b>14 008 125</b>	Photocell transmitter/receiver for VVVF4 (*)	
<b>14 008 140</b>	Spare transmitter only (black)	
<b>14 008 145</b>	Spare receiver only (grey)	

<b>INTERCEPTOR</b>		
Module allowing to detect a passenger inside the clear opening of the door		
<b>14 008 200 EN</b>	Interceptor + bracket (*)	
<b>14 008 205 EN</b>	Interceptor + car door bracket	
<b>14 008 200</b>	Mod interceptor only	
<b>14 008 210</b>	Interceptor board only	
<b>14 008 215</b>	Interceptor flush mounted support + bolts	
<b>14 008 220</b>	Interceptor sill support + bolts	

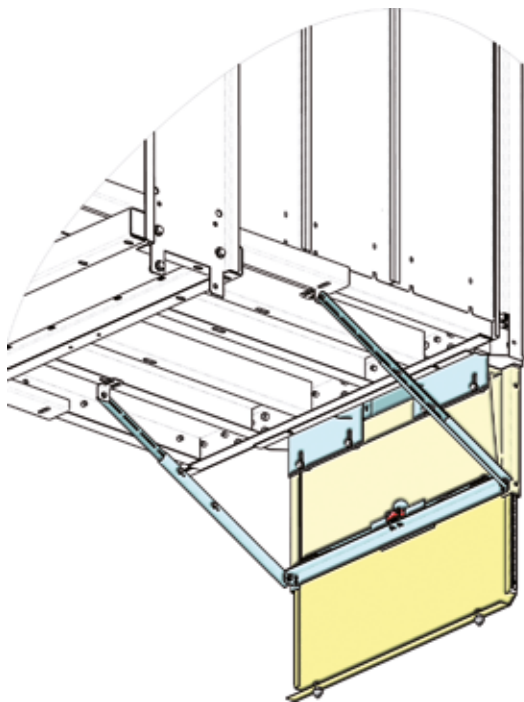
## Door toe guards

### Stationary door toe guards

Stationary door toe guard mod (h 750mm) Steel EZ		
Clear opening	Item code	Price €
700	<b>36SO530E00017</b>	
800	<b>36SO530E00018</b>	
900	<b>36SO530E00019</b>	
1000	<b>36SO530E00020</b>	
1100	<b>36SO530E00021</b>	



### Folding door toe guard



Stop contact V  
(for shutting off the folding  
toe guard)

**14 004 010**

Item code	Price €
<b>Galvanized RAL 9005</b>	
Door toe guard folding in 2 parts for C.O. 700 mm with shunt set	
<b>05 010 055</b>	
Door toe guard folding in 2 parts for C.O. 800 mm with shunt set	
<b>05 010 056</b>	
<b>Stainless steel galvanized</b>	
Door toe guard folding in 2 parts for C.O. 700 mm with shunt set	
<b>05 010 065</b>	
Door toe guard folding in 2 parts for C.O. 800 mm with shunt set (stop V)	
<b>05 010 066</b>	
<b>Others sizes on request (see next page)</b>	

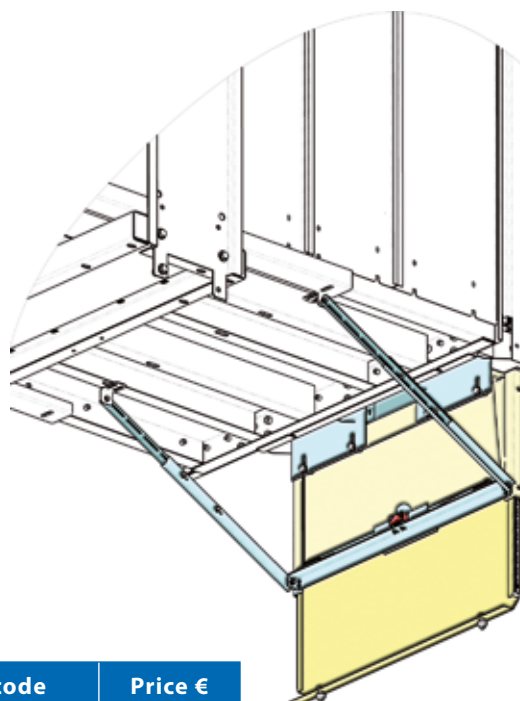
Folded steel plate : 551 mm

## Door toe guards

### Folding door toe guards

STEEL RAL 9005 FINISHING (BLACK)					
Folded back	551 mm		455 mm	374 mm	
Clear opening	2 parts		3 parts	4 parts	
	Item code	Price €	Price €	Item code	Price €
500	<b>36SO530E00002</b>				
550	<b>36SO530E00009</b>				
600	<b>36SO530E00003</b>			<b>36SO530E00011</b>	
650	<b>36SO530E00004</b>				
700	(see previous page)			<b>36SO530E00012</b>	
750	<b>36SO530E00005</b>				
800	(see previous page)				
850					
900	<b>36SO530E00006</b>				
950	<b>36SO530E00007</b>				
1000	<b>36SO530E00008</b>				
1000 > 1200					
1250 > 1300					
1350 > 1400					

Nota : Short circuit set not included



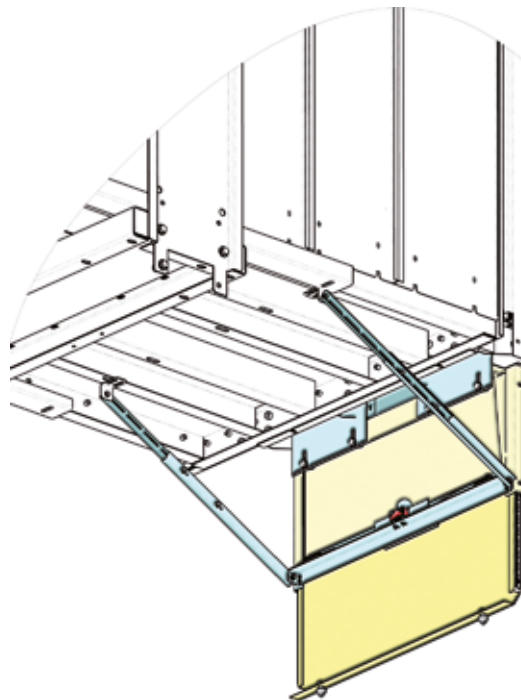
Item code	Price €
Toe guard contact assembly kit	
<b>05 000 005 EN</b>	

## Door toe guards

### Folding door toe guards

STAINLESS STEEL FINISHING (INOX 304 BRUSHED)					
Folded back	551 mm		455 mm	374 mm	
Clear opening	2 parts		3 parts	4 parts	
		Price €	Price €	Item code	Price €
500/550	(see previous page)				
600				<b>36SO530E00013</b>	
650					
700				<b>36SO530E00014</b>	
750	(see previous page)				
800	(see previous page)				
850 > 900					
950 > 1000					
1050 > 1200					
1250 > 1300					
1350 > 1400					



Nota : Short circuit set not included



## Motor

### FERMATOR doors

(\*) Presented photo

	Item code	Price €		Item code	Price €
	Synchronous motor PM300 Serrated pulley for ribbed pinion - New model			Door motor 220 VAC Compact Fermator side opening (For inverter 14 200 475)	
	<b>07 800 044</b>			<b>07 800 045</b>	
	Synchronous motor PM300 straight serrated pulley			Door motor 220 VAC Compact Fermator central opening (For inverter 14 200 473)	
	<b>36S0542P00002</b>			<b>07 800 046</b>	

### MONITOR doors



Complete electric gear Doors Kramer	
<b>08 200 500</b>	

## Belt

### KRAMER doors

	Item code	Price €
	Tendeur de courroie Portes KRAMER	
	<b>08 200 141</b>	

	Item code	Price €
	KRAMER belt	
	<b>08 200 060</b>	

### FERMATOR doors

	Item code	Price €
	Operator belt PL800 for pinion 07 800 051 FERMATOR COMPACT doors L : 2.3 m	
	<b>07 800 056</b>	

	Item code	Price €
	Engine sprocket Fermator Compact doors 40/10	
	<b>07 800 051</b>	

	Item code	Price €
	OP motor belt OT door for pinion 07 800 052 FERMATOR COMPACT doors	
	<b>07 800 057</b>	

	Item code	Price €
	Grey engine sprocket Fermator Compact Compact Doors 40/10	
	<b>07 800 052</b>	

	Item code	Price €
	Cab operator belt PM300 PL900 OT L: 2.5 m FERMATOR (2nd generation) ribbed belt	
	<b>07 800 063</b>	

	Item code	Price €
	Car operator belt PM300 PL800 OT L: 2.2 m FERMATOR (2nd generation) ribbed belt	
	<b>07 800 064</b>	

	Item code	Price €
	Car operator belt PM300 PL1100 OT L: 3.1 m FERMATOR (2nd generation) ribbed belt	
	<b>07 800 066</b>	

	Item code	Price €
	Car operator belt PM300 PL1000 OT L: 2.8 m FERMATOR (2nd generation) ribbed belt	
	<b>07 800 065</b>	

	Item code	Price €
	Belt brackets PM300	
	<b>36SO992P00001</b>	

## Opening board / Inverter









### FUJI FRENIC-MINI TYPE FOR EXISTING DOOR OPERATOR

VVVF for 3 phases motor  
Allow independently the adjustment of door opening speed, door closing speed and to improve mechanical drive.  
Supplied pre-programmed with shielded cable and manual.  
- This product is compatible with Omron 3VF drive, Fuji, Quix, ATV08 and ATV11 (Adaptation wiring diagram supplied).

Item code	Designation	Price €
<b>14 300 700 EN</b>	Sodivar door Frenic mini - 230 V Tri - 750W	
<b>14 300 702 EN</b>	Sodivar door Frenic mini - 400 V Tri - 750W	
Slow down kit is two magnetic contacts ( <b>14 000 190</b> ) and 4 magnets ( <b>14 000 210</b> )		


Nb : For the Frenic mini 230 V 3ph, the power supply of the inverter is single phase

	Item code	Price €		Item code	Price €
	Inverter VVVF4 for door type COMPACT For motor <b>07 800 045</b> Side door 40/10 opening			Inverter VVVF4 for standard door 40/10 For motor <b>07 800 046</b> Central opening	
	<b>14 200 475</b>			<b>14 200 473</b>	
	Door board KRAMER			Inverter VVVF 5 for synchronous motor	
	<b>08 200 065</b>			<b>14 200 474</b>	
	TWIDO drive Doors 99VF			Inductive switch for TWIDO drive Doors 99VF	
	<b>14 260 000K</b>			<b>14 270 000</b>	

## Miscellaneous car door electrical elements

(\*) Presented photo

	Item code	Price €		Item code	Price €
	Relay support 11 pins (*)			Condenser 16 mF Doors KRAMER	
	<b>08 200 139</b>			<b>08 200 499</b>	
	Relay support 8 pins				
	<b>08 200 138</b>				
	Resistance for Kramer board			Encoder lead Doors Fermator Compact 40/10	
	<b>08 200 148</b>			<b>07 800 050</b>	
	Reopening contact KRAMER doors				Encoder for motor Doors Fermator Compact 40/10
	<b>08 200 124</b>			<b>07 800 055</b>	

	Code article	Désignation	Prix € HT
	<b>08 200 094</b>	Relaiy 48 V CC 8 broches (*)	
	<b>08 200 085</b>	Relaiy 48 V CC 11 broches	
	<b>08 200 093</b>	Relaiy 110 V CC 11 broches	
	<b>08 200 132</b>	Relaiy 110 V CC 8 broches	
	<b>08 200 092</b>	Relaiy 220 V CA 8 broches	

## Miscellaneous car door mechanical elements

### MONITOR - KRAMER doors

(\*) Presented photo

	Item code	Price €		Item code	Price €
	Door accessories bag Doors KRAMER			Adjust. timer relay - Doors KRAMER - BAS 10/250 V (*)	
	<b>08 200 145</b>			<b>08 200 162</b>	
	Complete cap door arm with contact Doors KRAMER			Adjust. timer relay MHS10/250V	
	<b>08 200 164</b>			<b>08 200 162 A</b>	
	Complete cap door arm without contact Doors KRAMER			Rubber stopper pulley Doors KRAMER	
	<b>08 200 165</b>			<b>08 200 081</b>	
	Plastic cap door arm Doors KRAMER			Articulated hinge Doors KRAMER	
	<b>08 200 161</b>			<b>08 200 250</b>	
	Rubber edge Doors KRAMER			Square shoe for panel guide Doors KRAMER	
	<b>08 200 095</b>			<b>08 200 144</b>	
	Edge support Doors KRAMER			Limit switch cam Doors KRAMER	
	<b>08 201 000</b>			<b>08 200 073</b>	

### Portes FERMATOR COMPACT

	Limit switch rubber stop Doors Fermator Compact 40/10	
	<b>05 800 206</b>	

## Complete car door

### Replacement car door MONITOR type : ZIP - EUROPA

To improve the comfort of an old car door without generating work on the landing doors that are associated with it. Fitted with frequency inverter technology.

#### Example : Central opening doors 2AO



Central opening 2AO		Item code	Price €
PL 700	Complete operator ZIP / EUROPA double copler (aluminium sill)	<b>36SO572P00010</b>	
	Stainless sill width = 70		
	Door panels HL 2000 primer		
	Door panels HL 2000 brushed stainless steel	<b>36SO052P00006</b>	
	Door panels HL 2000 engraved stainless steel		
	Door panels HL 2100 primer		
	Door panels HL 2100 brushed stainless steel		
PL 800	Complete operator ZIP / EUROPA double copler (aluminium sill)	<b>36SO572P00011</b>	
	Stainless sill width = 70		
	Door panels HL 2000 primer		
	Door panels HL 2000 brushed stainless steel	<b>36SO052P00005</b>	
	Door panels HL 2000 engraved stainless steel		
	Door panels HL 2100 primer		
	Door panels HL 2100 brushed stainless steel		
PL 1 100	Complete operator ZIP / EUROPA double copler (aluminium sill)		
	Stainless sill width = 70		
	Door panels HL 2000 primer		
	Door panels HL 2000 brushed stainless steel		
	Door panels HL 2000 engraved stainless steel		
	Door panels HL 2100 primer		
	Door panels HL 2100 brushed stainless steel		
Door panels HL 2100 engraved stainless steel			

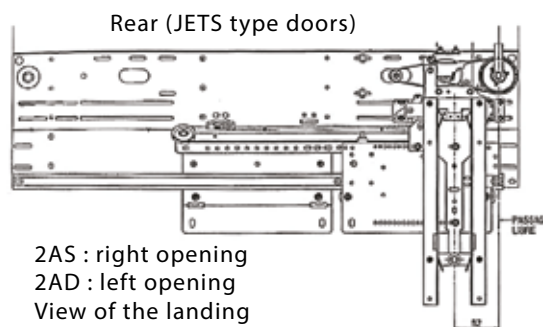
NB: - The operator must accompany the door panels  
 - Without door toe guard.

## Complete car door

### Replacement car door **MONITOR** type : **ZIP - EUROPA**

To improve the comfort of an old car door without generating work on the landing doors that are associated with it. Fitted with frequency inverter technology.

#### Example : Side opening doors 2AD/2AS



Side opening 2AS / 2AD		Item code	Price €
PL 700	Complete operator 2AS (aluminium sill)	<b>36SO572P00012</b>	
	Complete operator 2AD (aluminium sill)	<b>36SO572P00013</b>	
	Stainless sill 2AS width = 120		
	Stainless sill 2AD width = 120		
	Door panels HL 2000 primer		
	Door panels HL 2000 brushed stainless steel	<b>36SO052P00004</b>	
	Door panels HL 2000 engraved stainless steel		
	Door panels HL 2100 primer		
	Door panels HL 2100 brushed stainless steel		
	Door panels HL 2100 engraved stainless steel		
PL 800	Complete operator 2AS (aluminium sill)	<b>36SO572P00014</b>	
	Complete operator 2AD (aluminium sill)	<b>36SO572P00015</b>	
	Stainless sill 2AS width = 120		
	Stainless sill 2AD width = 120		
	Door panels HL 2000 primer		
	Door panels HL 2000 brushed stainless steel	<b>36SO052P00003</b>	
	Door panels HL 2000 engraved stainless steel		
	Door panels HL 2100 primer		
	Door panels HL 2100 brushed stainless steel		
	Door panels HL 2100 engraved stainless steel		
PL 1 100	Complete operator 2AS (aluminium sill)		
	Complete operator 2AD (aluminium sill)		
	Stainless sill 2AS width = 120		
	Stainless sill 2AD width = 120		
	Door panels HL 2000 primer		
	Door panels HL 2000 brushed stainless steel		
	Door panels HL 2000 engraved stainless steel		
	Door panels HL 2100 primer		
	Door panels HL 2100 brushed stainless steel		
	Door panels HL 2100 engraved stainless steel		


NB : - The operator must accompany the door panels  
- Without door toe guard.

## Complete car door

### Replacement car door **MONITOR** type : **85N**

To improve the comfort of an old car door without generating work on the landing doors that are associated with it. Fitted with frequency inverter technology.

**Example: Central opening doors 2AO**



Central opening 2AO		Item code	Price €
<b>PL 700</b>	Complete operator (aluminium sill)		
	Stainless sill width = 50		
	Door panels HL 2000 primer		
	Door panels HL 2000 brushed stainless steel		
	Door panels HL 2000 engraved stainless steel		
	Door panels HL 2100 primer		
	Door panels HL 2100 brushed stainless steel		
	Door panels HL 2100 engraved stainless steel		
<b>PL 800</b>	Complete operator (aluminium sill)	<b>36SO572P00007</b>	
	Stainless sill width = 50		
	Door panels HL 2000 primer		
	Door panels HL 2000 brushed stainless steel	<b>36SO052P00008</b>	
	Door panels HL 2000 engraved stainless steel		
	Door panels HL 2100 primer		
	Door panels HL 2100 brushed stainless steel		
	Door panels HL 2100 engraved stainless steel		
<b>PL 1 100</b>	Complete operator (aluminium sill)		
	Stainless sill width = 50		
	Door panels HL 2000 primer		
	Door panels HL 2000 brushed stainless steel		
	Door panels HL 2000 engraved stainless steel		
	Door panels HL 2100 primer		
	Door panels HL 2100 brushed stainless steel		
	Door panels HL 2100 engraved stainless steel		

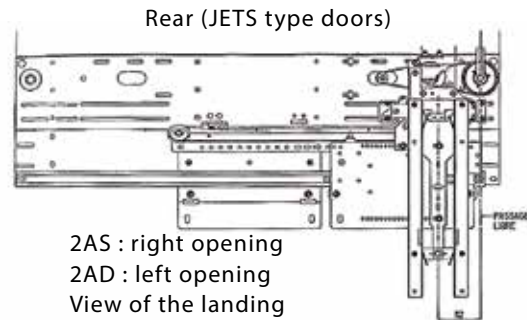

NB: - The operator must accompany the door panels  
- Without door toe guard.

## Complete car door

### Replacement car door **MONITOR** type : 85N

To improve the comfort of an old car door without generating work on the landing doors that are associated with it. Fitted with frequency inverter technology.

#### Example : Side opening doors 2AD/2AS



Side opening 2AS / 2AD		Item code	Price €
PL 700	Complete operator 2AS (aluminium sill)		
	Complete operator 2AD (aluminium sill)		
	Stainless sill 2AS width = 92		
	Stainless sill 2AD width = 92		
	Door panels HL 2000 primer		
	Door panels HL 2000 brushed stainless steel		
	Door panels HL 2000 engraved stainless steel		
	Door panels HL 2100 primer		
	Door panels HL 2100 brushed stainless steel		
	Door panels HL 2100 engraved stainless steel		
PL 800	Complete operator 2AS (aluminium sill)	<b>36SO572P00008</b>	
	Complete operator 2AD (aluminium sill)	<b>36SO572P00009</b>	
	Stainless sill 2AS width = 92		
	Stainless sill 2AD width = 92		
	Door panels HL 2000 primer		
	Door panels HL 2000 brushed stainless steel	<b>36SO572P00007</b>	
	Door panels HL 2000 engraved stainless steel		
	Door panels HL 2100 primer		
	Door panels HL 2100 brushed stainless steel		
	Door panels HL 2100 engraved stainless steel		
PL 1 100	Complete operator 2AS (aluminium sill)		
	Complete operator 2AD (aluminium sill)		
	Stainless sill 2AS width = 92		
	Stainless sill 2AD width = 92		
	Door panels HL 2000 primer		
	Door panels HL 2000 brushed stainless steel		
	Door panels HL 2000 engraved stainless steel		
	Door panels HL 2100 primer		
	Door panels HL 2100 brushed stainless steel		
	Door panels HL 2100 engraved stainless steel		

NB : - The operator must accompany the door panels  
- Without door toe guard.

## Complete car door

### Replacement car door **MONITOR** type : **92VF**

To improve the comfort of an old car door without generating work on the landing doors that are associated with it. Fitted with frequency inverter technology.

#### Example : Central opening doors **2AO**



Central opening 2AO		Item code	Price €
<b>PL 700</b>	Complete operator (aluminium sill)		
	Stainless sill width = 70		
	Door panels HL 2000 primer		
	Door panels HL 2000 brushed stainless steel		
	Door panels HL 2000 engraved stainless steel		
	Door panels HL 2100 primer		
	Door panels HL 2100 brushed stainless steel		
	Door panels HL 2100 engraved stainless steel		
<b>PL 800</b>	Complete operator (aluminium sill)	<b>36SO572P00016</b>	
	Stainless sill width = 70		
	Door panels HL 2000 primer		
	Door panels HL 2000 brushed stainless steel	<b>36SO052P00002</b>	
	Door panels HL 2000 engraved stainless steel		
	Door panels HL 2100 primer		
	Door panels HL 2100 brushed stainless steel		
	Door panels HL 2100 engraved stainless steel		
<b>PL 1 100</b>	Complete operator (aluminium sill)		
	Stainless sill width = 70		
	Door panels HL 2000 primer		
	Door panels HL 2000 brushed stainless steel		
	Door panels HL 2000 engraved stainless steel		
	Door panels HL 2100 primer		
	Door panels HL 2100 brushed stainless steel		
	Door panels HL 2100 engraved stainless steel		

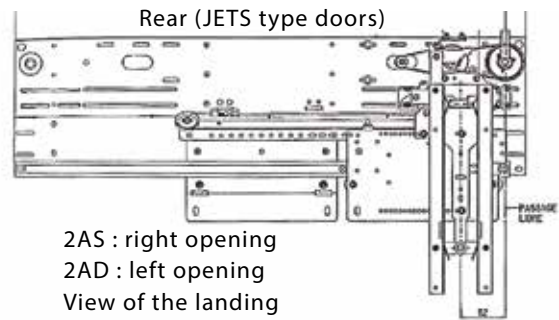

NB : - The operator must accompany the door panels  
- Without door toe guard.

## Complete car door

### Replacement car door **MONITOR** type : **92VF** (excluding reduced lintels)

To improve the comfort of an old car door without generating work on the landing doors that are associated with it. Fitted with frequency inverter technology (Lintel H 560 mm).

#### Example: Side opening doors 2AD/2AS



2AS : right opening  
2AD : left opening  
View of the landing


	Side opening 2AS / 2AD	Item code	Price €
<b>PL 700</b>	Complete operator 2AS (aluminium sill)		
	Complete operator 2AD (aluminium sill)		
	Stainless sill 2AS width = 92		
	Stainless sill 2AD width = 92		
	Door panels HL 2000 primer		
	Door panels HL 2000 brushed stainless steel		
	Door panels HL 2000 engraved stainless steel		
	Door panels HL 2100 primer		
	Door panels HL 2100 brushed stainless steel		
	Door panels HL 2100 engraved stainless steel		
<b>PL 800</b>	Complete operator 2AS (aluminium sill)	<b>36SO572P00017</b>	
	Complete operator 2AD (aluminium sill)	<b>36SO572P00018</b>	
	Stainless sill 2AS width = 92		
	Stainless sill 2AD width = 92		
	Door panels HL 2000 primer		
	Door panels HL 2000 brushed stainless steel	<b>36SO052P00001</b>	
	Door panels HL 2000 engraved stainless steel		
	Door panels HL 2100 primer		
	Door panels HL 2100 brushed stainless steel		
	Door panels HL 2100 engraved stainless steel		
<b>PL 1 100</b>	Complete operator 2AS (aluminium sill)		
	Complete operator 2AD (aluminium sill)		
	Stainless sill 2AS width = 92		
	Stainless sill 2AD width = 92		
	Door panels HL 2000 primer		
	Door panels HL 2000 brushed stainless steel		
	Door panels HL 2000 engraved stainless steel		
	Door panels HL 2100 primer		
	Door panels HL 2100 brushed stainless steel		
Door panels HL 2100 engraved stainless steel			

NB : - The operator must accompany the door panels  
- Without door toe guard.

## Replacement operator / car door **MONITOR** type : **99VF** Lintel reduced **H 360 mm**

To improve the comfort of an old car door without generating work on the landing doors that are associated with it. Fitted with frequency inverter technology.

### Exemple : Ouverture latérale **2AS / 2AD 99VF**



2AS : right opening  
2AD : left opening  
View of the landing

WITHOUT DOOR PANELS (with kit to use the existing panels)			
Side opening 2AS / 2AD		Item code	Price €
PL 700	Complete operator 2AS		
	Complete operator 2AD		
PL 800	Complete operator 2AS	<b>36SO572P00002</b>	
	Complete operator 2AD	<b>36SO572P00001</b>	
PL 1 100	Complete operator 2AS		
	Complete operator 2AD		

WITH DOOR PANELS Ht 2000 brushed stainless steel 304			
Side opening 2AS / 2AD		Item code	Price €
PL 700	Complete car door 2AS (aluminium sill)		
	Complete car door 2AD (aluminium sill)		
PL 800	Complete car door 2AS (aluminium sill)	<b>36SO572P00005</b>	
	Complete car door 2AD (aluminium sill)	<b>36SO572P00004</b>	
PL 1 100	Complete car door 2AS (aluminium sill)		
	Complete car door 2AD (aluminium sill)		

NB : - Without door toe guard.

**Replacement entire operator / car door MONITOR type :  
99VF  
Reduced lintel 360mm**

To improve the comfort of an old car door without generating work on the landing doors that are associated with it. Fitted with frequency inverter technology.

**Example : Central opening doors 2AO**

Rear (MOD 310 type doors)



WITHOUT DOOR PANELS (with kit to use the existing panels)			
Central opening 2AO		Item code	Price €
<b>PL 700</b>	Complete operateur		
<b>PL 800</b>	Complete operateur	<b>36S0572P00003</b>	
<b>PL 1 100</b>	Complete operateur		

WITH DOOR PANELS Ht 2000 brushed stainless steel 304			
Central opening 2AO		Item code	Price €
<b>PL 700</b>	Complete car door (aluminium sill)		
<b>PL 800</b>	Complete car door (aluminium sill)	<b>36S0572P00006</b>	
<b>PL 1 100</b>	Complete car door (aluminium sill)		

NB : - Without door toe guard.



# **BUTTONS FIXTURES COMMUNICATION**

**PRICE LIST 2016**







Buttons
<b>Description</b>
Micro-switch push button - Contact max. 50mA for call push button
Illuminated Blue LED 24 VDC 15mA - LED surround for Angel and Cyntra push button, central LED for Demon type - polycarbonate diffuser
Stainless steel body and push button with push stop for Demon type (vandal-resistant)
Stainless steel cover for Angel and Cyntra push button
Synia identification in Zamac - Fitted by 2 rigid studs and glued - Black or chrome color
Cyntra identification in polycarbonate
Evolya cover in Zamac - White enamel number
Connection by JST type connector, cable supplied

EVOLYA

SYNIA

CYNTRA





**Indicators**

**Dot matrix technology - LCD echnology**



**Dot matrix display 2"**

Screen : 45 x 28 mm vertical  
 Dot matrix indication blue square dot  
 3-wire protocol D01 / SAF  
 Function either floor indicator  
 or arrows following switch configuration  
 Without GONG without voice annunciator  
 Reference : - 9 à 29  
 77 pixels 3 mm



**LCD display 3"**

Screen : 71 x 47 mm  
 Recess mounted  
 3-wire protocol D01 / SAF  
 Position, direction, logo  
 Speaker output - 3-tone GONG  
 44 kHz 16 bits  
 Overload  
 Configurable  
 Number of pixels : 320 x 240  
 16 millions colors



**LCD display 4"**

Screen : 99 x 57 mm  
 Horizontal or vertical position (switch)  
 Dowel fixation  
 3-wire protocol D01 / SAF  
 Position, direction, logo  
 Voice annunciator 44 kHz 16 bits  
 Speaker output - 3-tone GONG Overload  
 Configurable  
 Number of pixels : 480 x 272  
 16 millions colors

**For all indicators :** - Polycarbonate protection as standard and Stadip 33.1 glass in vandal-resistant  
 - Not compatible with DO1 protocole of NG01 controller



**Indicators**

**TFT technology**

**display 7" Web couleur CAN**



Screen : 155 x 90 mm  
 Dowel fixation  
 CAN protocol  
 Position, direction, logo, picture  
 Voice announcer 44000 Hz 16 bits  
 Output Vocal, 3-tone GONG, Overload, music  
 Configurable:  
 PC (USB / WIFI) or mobil (Androïd/iOS)  
 Number of pixels : 800 x 480  
 16 millions colors



**TFT display 7" WIDE**

Screen : 152 x 92 mm  
 Dowel fixation  
 3-wire protocol D01 / SAF  
 Position, direction, logo, picture  
 Separated voice announcer (44000 Hz) with HP output  
 Vocal, 3-tone GONG, Overload, music  
 Configurable  
 Number of pixels : 800 x 480  
 65 000 colors

**For all indicators :** - Polycarbonate protection as standard and Stadip 33.1 glass in vandal-resistant  
 - Not compatible with DO1 protocole of NG01controller

## Backlight load and instruction indicator



White LED screen  
High definition colour projection directly on polycarbonate protective screen  
(or Stadip 33.1 glass in vandal-resistant version)

## Automatic pictograms for LCD indicators



## Universal car operating panel Stock



**Compatible with  
existing electronic  
controller\***

Basis description	
<b>Complying with EN81-70</b>	
Brushed stainless steel face plate 30/10th with rounded angles Assembling to be fitted on face with vandal-resistant screws supplied (EVOLYA Démon face plate)	
<b>Buttons equipment :</b> floors (1NO) with green surface for the main floor, re-opening, bell (1NO or 1NF) with green/yellow Leds 81-28	
<b>Accessories :</b> 4 inch blue display with speech synthesis integrated 3 threads, emergency lighting (LED 12v), Load engraving plate on 7" vertical blank backlight*. Intercom and telephone prewiring. Supplied with: complete 3-wire universal encoder kit (1 encoder unit, 2 magnetic fingers, 1 finger support, 1 220/24VDC stabilised power supply, 24 magnets, 1 installation document). Rear flush mounted box	
<b>Pre-wiring :</b> Buttons prewired on universal rear board with recording beep. Recapture on connector with screw.	

\* : Instructions to be given with order

Face plate EVOLYA Démon vandal rest.			
	Levels	Article	Price €
180 x 900 mm	2	16 018 002	
	3	16 018 003	
	4	16 018 004	
	5	16 018 005	
	6	16 018 006	
	7	16 018 007	
	8	16 018 008	
	9	16 018 009	
	10	16 018 010	

Face plate EVOLYA Démon vandal rest.			
	Levels	Article	Price €
240 x 900 mm	11	16 018 011	
	12	16 018 012	
	13	16 018 013	
	14	16 018 014	
	15	16 018 015	

\*See list

Basis description						
Brushed stainless steel face plate 30/10th with rounded angles Assembling to be fitted. Back rubber protective cover. Floor button (1NO) with blue Led 24 vcc. Connector JST with cable 0,75mm supplied.						
Nb buttons	Dim. face plate (L Xx H) mm	Fixing	Button	Ring	Article	Price €
1	68 x 185	Dowels	Démon	Up	16 018 068	
				Down	16 018 069	
	105 x 185			Up	16 018 105	
				Down	16 018 106	



Article	Option	Price €
14 200 520	Button flicker prevention cable	

**IMPORTANT : Those buttons only function with a microprocessor controller. For relayed controllers, a relay 12 to 48V will be needed.**

## Universal car operating panel Stock



Basis description	
<b>Complying with EN81/70</b>	
Brushed stainless steel face plate 30/10th with rounded angles. Assembling to be fitted on face with screws supplied (CYNTRA Angel face plate)	
<b>Buttons equipment</b> : floors (1NO) with green surface for the main floor, re-opening, bell with green/yellow Leds 81.28	
<b>Accessories</b> : 4 inch blue display with speech synthesis integrated 3 threads, emergency lighting (LED 12v), load engraving plate on 5" vertical blank backlight*. Intercom and telephone prewiring. Supplied with: complete 3-wire universal encoder kit (1 encoder unit, 2 magnetic fingers, 1 finger support, 1 220/24VDC stabilised power supply, 24 magnets, 1 installation document). Rear flush mounted box	
<b>Pre-wiring</b> : Buttons prewired on universal rear board with recording beep. Recapture on connector with screw.	

\* : Instructions to be given with order

CYNTRA face plate 130 x 900 mm		
Levels	Item code	Price €
2	16 013 002	
3	16 013 003	
4	16 013 004	
5	16 013 005	
6	16 013 006	
7	16 013 007	
8	16 013 008	

**Compatible with  
existing electronic  
controller\***

\*See list

Basis description						
Brushed stainless steel face plate 30/10th with rounded angles Assembling to be fitted. Back rubber protective cover. Floor button (1NO) with blue Led 24 vcc. Connector JST with cable 0,75mm supplied.						
Nb buttons	Dim.face plate (L Xx H) mm	Fixing	button	Ring	Article	Price €
1	48 x 185	Dowels	Cyntra	Up Down	16 018 048	



Item code	Option	Price €
14 200 520	Button flicker prevention cable	

**IMPORTANT : Those buttons only function with a microprocessor controller.  
For relay controllers, allow for a 12 to 48V indicator lamp relay.**

## STANDARD EVOLYA car operating panel



Basis description	
<b>Complying with EN81/28 and EN81/70</b>	<b>EVOLYA serie</b>
Brushed stainless steel face plate 30/10th with rounded angles. Assembling to be fitted on face with vandal-resistant screws supplied.	
<b>Buttons equipment</b> : floors (1NO) with green surface for the main floor, re-opening (1NO or 1NF), bell (1NO or 1NF) with green/yellow Leds, 2 holes covers in case of future modifications (key switch, closing...)	
<b>Accessories</b> : pre fitted intercom and telephone, 4 inch colors LCD display with speech synthesis integrated 3 threads, high quality loudspeaker emergency lighting (LED 12v), Load indication by colour backlight	
<b>Pre-wiring</b> : Pre-wired push button with rear board.	

Levels	Dimensions (mm)	Basis price €	
		Standard button ANGEL	Vandal resistant DEMON
2	180 x 900 2 rows		
3			
4			
5			
6			
7			
8			
9			
10			
11	240 x 900 3 rows		
12			
13			
14			
15			

Variants	Price €	
Designation	ANGEL	DÉMON
SAFELINE three-phonc telephone SL2 with magnetic shield		
Car interphone MIC21		
Key light switch 1 pos./2 way out or 2 pos. / 2 way out		
Rear flush mounted box for cover 180 x 900 mm & 240 x 900 mm		

**Note : For NG120, SC4/30, Quick Install, NG240 controllers.**

## STANDARD CYNTRA car operating panel



### Basis description

<b>Complying with EN81/28 and EN81/70</b>	<b>CYNTRA serie</b>
Brushed stainless steel face plate 30/10th with rounded angles Assembling to be fitted on face	
<b>Buttons equipment :</b> floors (1NO) with green surface for the main floor, re-opening (1NO or 1NF), bell (1NO or 1NF) with green/yellow Leds	
<b>Accessories :</b> pre fitted intercom and telephone, 4 inch colors LCD display with speech synthesis integrated 3 threads, high quality loudspeaker, emergency lighting (LED 12v), Load indication by colour backlight	
<b>Pre-wiring :</b> Pre-wired push button with rear board. Recapture on connector with screw	

Levels	Dimensions (mm)	Basis price €
2	130 x 900	
3		
4		
5		
6		
7		
8		
9		
10		
11		
12		

Variants	Price €	
Designation	ANGEL	DÉMON
SAFELINE three-ponic telephone SL2 with magnetic shield		
Car interphone MIC21		
Key light switch 1 pos./2 way out or 2 pos. / 2 way out		
Rear flush mounted box for cover 130 x 900 mm		

**Note : For NG120, SC4/30, Quick Install, NG240 controllers.**

## CYNTRA IP54 car operating panel



Basis description	
<b>Complying with EN 81-28 and EN 81-70</b>	<b>CYNTRA IP54 serie</b>
Brushed stainless steel face plate 30/10th with rounded angles - L220 x H1060 x T52 mm - Assembling to be fitted on face	
<b>Buttons equipment :</b> floors (1NO) with green surface for the main floor, re-opening, bell, phone indicator with green/yellow LEDs	
<b>Accessories :</b> pre fitted intercom and telephone, 4 inch blue display with speech synthesis integrated 3 threads, emergency lighting (LED 12v), 5" Backlight name plate with color printing Protective box IP54 with cable-seal.	
<b>Pre-wiring :</b> Pre-wired push button with rear board. Recapture on connector with screw	

Levels	Dimensions (mm)	Basis price €
2	220 x 1060	
3		
4		
5		
6		
7		
8		

Levels	Dimensions (mm)	Basis price €
9	220 x 1060	
10		
11		
12		
13		
14		
15		

Options	Price €
SAFELINE three-ponic telephone SL2 with magnetic shield	
Car interphone MIC21	

Face plate inox IP54					
Brushed stainless steel face plate. Assembling to be fitted. Back rubber protective cover. Without display cable.					
Nb buttons	Dim. face plate (L Xx H) mm	Fixing	Button	Article	Price €
1	85 x 185	Vis ou goujons	Cyntra IP54	sur commande	
2					

Display moduler IP54			
Brushed stainless steel face plate. Assembling to be fitted. Back rubber protective cover. Without display cable.			
Display	Dim. face plate (L x H) mm	Fixing	Price €
4" SAF	125 x 250	Screw or dowels	

## TAILOR MADE car operating panel




Basis description	
<b>Complying with EN 81-28 and EN 81-70</b>	<b>EVOLYA, SYNIA or CYNTRA series</b>
Brushed stainless steel face plate 30/10th rounded angles. Assembling to be fitted on face (screws supplied with inserts)	
<b>Buttons equipment :</b> floors (1NO) with green surface for the main floor, re-opening, bell (1NO or 1NF) with green/yellow Leds	
<b>Accessories :</b> pre fitted intercom and telephone, 4 inch blue display with speech synthesis integrated 3 threads (NG120 - QI), emergency lighting (LED 12v), Load indication by colour backlight.	
<b>Pre-wiring :</b> Pre-wired push button with rear board. Recapture on connector with screw.	

Levels	Basis price €	
	ANGEL	DÉMON
2		
3		
4		
5		
6		
7		
8		
9		
10		
11		
12		

Levels	Basis price €	
	ANGEL	DÉMON
13		
14		
15		
16		
17		
18		
19		
20		
21		
22		
23		
24		

### Finishes



Options	Basis price €
SAFELINE three-phonetic telephone SL2 with magnetic shield	
Car intercom 2 wires MIC21	
European key switch cylinder adaptation	
Key switch 1 pos./2 way out or 2 pos. / 2 way out	
Extra price blue LCD display 6 inch	
Extra price color TFT 7 inch WIDE display with voice synthesizer	
Discount for 3-inch LCD indicator (without voice synthesizer)	
- Engraving on face plate (load, logo, floor, etc.) - Width < 115 mm - Special face plate size - Adaptable for various components	
Finish option (on request)	Basis price €
Mirror polish stainless steel chrome colour - Mirror P. S.S. black colour - Mirror P. S.S. gold colour - Brushed S. S. gold colour <b>Delay 8 weeks</b>	
Mirror polish stainless steel chrome colour - Mirror P. S.S. black colour - Mirror P. S.S. gold colour - Brushed S. S. gold colour <b>Delay &lt; 8 weeks</b>	

**Note : Depending on face plate size and the selected finish, please check with us to ensure that this combination is available.**

**Note : For NG120, SC4/30, Quick Install, NG240 controllers**

SODIMAS design - Photos and illustrations not contractuels - Modification without prior notice

## Car operating panel ALL BLACK



Descriptif de base	
<b>Complying with EN 81-28 &amp; EN 81-70</b>	<b>EVOLYA or CYNTRA serie</b>
Face plate backlight blue Led in black polycarbonate aluminium profiles. L 220 x H 1100 x P 35 mm. Fixing mounting. Fixations on hinges?	
<b>Buttons equipment :</b> floors (1NO) with green surface for the main floor, re-opening, bell (1NO or 1NF) with green/yellow Leds	
<b>Accessories :</b> pre fitted intercom and telephone, 7" Web-CAN display with speech synthesis integrated), Load indication by colour backlight. Loudspeaker high quality.	
<b>Pre-wiring :</b> Pre-wired push button with rear board. Recapture on connector with screw.	

Evolya			
Dim. (mm)	Lev.	Price €	Price €
		Angel	Démon
220 x 1100	2		
	3		
	4		
	5		
	6		
	7		
	8		
	9		
	10		

Cyntra				
Dim. (mm)	Niv.	Price €	Niv.	Price €
220 x 1100	2		11	
	3		12	
	4		13	
	5		14	
	6		15	
	7		16	
	8		17	
	9		18	
	10			

Options		Angel Prix € HT	Démon Prix € HT
SAFELINE three-phonix telephone SL2 with magnetic shield			
Car intercom 2 wires MIC21			
Key switch 1 pos./2 way out or 2 pos. / 2 way out			

Basis description	Button	Dimensions	Fixing	Buttons	Angel Price €	Démon Price €
Landing box PMMA thickness 25mm	Evolya	97 X 175	Mounting	1		
				2		
			Embedded	1		
				2		

Basis description	Display	Dimensions	Fixing	Orientation	Without gong Price €	With gong Price €
Landing indicator box PMMA thickness 25mm	LCD 4" SAF	97 X 175	Mounting	Vertical		
				Horizontal		
			Embedded	Vertical		
				Horizontal		

## Half column standard inox

Descriptif de base	
<b>Complying with EN 81-28 &amp; EN 81-70</b>	<b>EVOLYA or CYNTRA serie</b>
Half column in brushed stainless steel, width 220mm thickness 35mm. Supplied with lower and upper fixtures. Face mounting on existing panel..	
<b>Buttons equipment :</b> floors (1NO) with green surface for the main floor, re-opening, bell (1NO or 1NF) with green/yellow Leds 81-28	
<b>Accessories 1:</b> Display 7" Web CAN color speech synthesis, gong, overload luminous instruction plate. <b>Accessories 2:</b> Afficheur 4" SAF/CAN couleur avec synthèse vocale, gong, surcharge intégrée	
<b>Pré-câblage :</b> Pre-wired push button with rear board, with recording Beep. Recapture on connector with screw.	






Evolya + display 7" Web-CAN			
Dim. (mm)	Lev.	Price €	
		Angel	Démon
220 x 1060	2		
	3		
	4		
	5		
	6		
	7		
	8		
	9		
	10		



Evolya + display 4" SAF/CAN			
Dim. (mm)	Lev.	Price €	
		Angel	Démon
220 x 1060	2		
	3		
	4		
	5		
	6		
	7		
	8		
	9		
	10		
	11		
	12		
	13		
	14		
	15		

Cyntra + display 7" Web-CAN		
Dim. (mm)	Lev.	Price €
220 x 1060	2	
	3	
	4	
	5	
	6	

Cyntra + display 4" SAF/CAN		
Dim. (mm)	Lev.	Price €
220 x 1060	2	
	3	
	4	
	5	
	6	

Options	Angel Price €	Price €
SAFELINE three-phonetic telephone SL2 with magnetic shield		
Car intercom 2 wires MIC21		
Key switch 1 pos./2 way out or 2 pos. / 2 way out		
Set of 2 profiles bright lighting by Led.		
Finishes    palinato  bleu chiné  brun sablé 		

## Standard stainless steel folding column CAN display





Full height C.O.P.

C.O.P. 1900 mm with additional plate



Basis description	
<b>Complying with EN 81-28 and EN 81-70</b>	<b>EVOLYA serie</b>
Folding COP in stainless steel - Width : 220 mm, thickness : 35 mm Installation : supplied with lower and upper fixtures. Face mounted on existing panel. 3 types : - Full height standard 2130mm (add up or cut by job) - Height 1900 mm with cover strip	
<b>Buttons equipment :</b> floors (1NO) with green surface for the main floor, re-opening, bell with green/yellow LEDs. 7" Web CAN display (Height : 2130/1900 mm) with voice synthesizer - luminous instruction plate	
<b>Pre-wiring :</b> Pre-wired push button with rear board, with recording BEEP. Recapture on connector with screw.	

Level	Basis price €	
	ANGEL	DÉMON
	Width 220 mm	
2		
3		
4		
5		
6		
7		
8		
9		
10		
11		
12		
13		
14		
15		

	Options	Price €	
		ANGEL	DÉMON
	SAFELINE three-phonix telephone SL2 with magnetic shield		
	Key switch lighting, 2 positions 1 withdrawal or 2 positions 2 withdrawals		
	Car intercom 2 wires MIC21		
	Lighting bright side LED		
	Set of side panel trim to finish the wall (except for 1950 mm COP with cap).		
	Aluminum profile round type		
	Width unlisted		
	Engraved stainless steel column		

**Note : For NG120, SC4/30, Quick Install, NG240 controllers**

SODIMAS design - Photos and illustrations not contractuels - Modification without prior notice

## Standard stainless steel folding column SAF display

Full height C.O.P.

C.O.P. 1900 mm with additional plate



### Basis description

Complying with EN 81-28 and EN 81-70	EVOLYA serie
Folding COP in stainless steel - Width : 220 mm, thickness : 35 mm Installation: supplied with lower and upper fixtures. Face mounted on existing panel. 2 types : - Full height standard 2130mm (add up or cut by job) - Height 1900 mm with cover strip	
<b>Buttons equipment :</b> floors (1NO) with green surface for the main floor, re-opening, bell with green/yellow LEDs. 7-inch LCD WIDE SAF display (Height : 2130/1900 mm) with voice synthesizer - Luminous instruction plate	
<b>Pre-wiring :</b> Pre-wired push button with rear board, with recording BEEP. Recapture on connector with screw.	

Level	Basis price €	
	ANGEL	DÉMON
	Width 220 mm	
2		
3		
4		
5		
6		
7		
8		
9		
10		
11		
12		

Options	Price €	
	ANGEL	DÉMON
SAFELINE three-phonc telephone SL2 with magnetic shield		
Key switch lighting, 2 positions 1 withdrawal or 2 positions 2 withdrawals		
Car intercom 2 wires MIC21		
Lighting bright side LED		
Set of side panel trim to finish the wall (except for 1950 mm COP with cap).		
Aluminum profile round type		
Width unlisted		
Engraved stainless steel column		

**Note : For NG120, SC4/30, Quick Install, NG240 controllers**

SODIMAS design - Photos and illustrations not contractuals - Modification without prior notice

## Full height COP in mirror stainless steel (chrome- gold- black colour)



### Basis description

**Complying with EN 81-28 and EN 81-70  
EVOLYA , SYNIA or CYNTRA series**

Folding COP in mirror stainless polish mirror black colour  
- Width : 220 mm, thickness : 35 mm  
Installation: supplied with lower and upper fixtures. Face mounted on existing panel.  
Two heights : - Under car height, Height : 2130 mm  
- with chromed cap 1900 mm standard height

**Buttons equipment :** floors (1NO) with green surface for the main floor, re-opening, bell with green/yellow LEDs. 6-inch LCD display with voice synthesizer - luminous instruction plate

**Pre-wiring :** Pre-wired push button with rear board, with recording BEEP. Recapture on connector with screw.

Level	Basis price €		Level	Basis price €	
	ANGEL	DÉMON		ANGEL	DÉMON
	Width 220 mm			Width 220 mm	
2			13		
3			14		
4			15		
5			16		
6			17		
7			18		
8			19		
9			20		
10			21		
11			22		
12			23		
			24		



4

Options	Price €	
	ANGEL	DÉMON
SAFELINE three-phonetic telephone SL2 with magnetic shield		
Key switch lighting, 2 positions 1 withdrawal or 2 positions 2 withdrawals		
Car intercom 2 wires MIC21		
Lighting bright side LED		
Set of side panel trim to finish the wall (except for 1950mm COP with cap).		
Width unlisted		
Short delay < 8 weeks		

PRICE LIST 2016

## Horizontal car push button XL

Basis description
<b>Complying with EN81/70 - Annexe G CYNTRA XL serie (Braille buttons)</b>
Push button face plate in brushed stainless steel grain 220mm Surface mounted supplied with vandal-proof nuts and bolts
<b>Buttons equipment :</b> floors (1NO) with green surface for the main floor, re-opening (1NO or 1NF), bell (1NO or 1NF), alarm-phone indicator light with pictogram, LED 24 vdc yellow/green (negative common) - LCD colors display 4" with voice annunciator and integrated gong (autonomous function compatible kit). Loudspeakers high quality. Backlight 5"
<b>Connection :</b> Buttons, display, accessories on screw terminal
<b>Accessories :</b> LED emergency lighting Ø 21 mm (separated)



Levels	Dimensions	Basis price €
2	Standard L 800 x H 252,3 x P100 mm	
3		
4		
5		
6		
7		
8		
9		
10		



Options	Price €
SAFELINE three-phonetic telephone SL2 with magnetic shield	
Key switch lighting, 2 positions 1 withdrawal or 2 positions 2 withdrawals	
Setting beep for car button registration	
Added value for non standard dimension	



Wall-mounted landing box	Basis price €
1 button	

**IMPORTANT : Those buttons only function with a microprocessor controller. For relayed controllers, a relay will be needed.**

SODIMAS design - Photos and illustrations not contractuels - Modification without prior notice

## Landing push button - Stock

### Basis description

**Brushed stainless steel face plate adapted for assembling in fitting.  
WITH UNIVERSAL CONNECTING BOX**

Rounded angles-Back - protection hood water drop type rubber- call  
- button 1 contact NO blue LED 24V  
- Connection by JST connector with cable 0.75 mm supplied

With universal connecting box for other controller.



Nb of buttons	Face plate size (L x H) mm	Fixing	Button	Ring	Item code	Price €
1	68 x 185	Dowel	Démon	Up	16 018 068	
				Down	16 018 069	
	Up			16 018 105		
	Down			16 018 106		



1	48 x 185	Dowel	Cyntra	Up/down	16 018 048	
---	----------	-------	--------	---------	------------	--

### Basis description

**Brushed stainless steel face plate adapted for assembling in fitting.  
WITHOUT universal connecting box**

- Rounded angles-Back - protection hood water drop type rubber- call  
- button 1 contact NO blue LED 24V  
- Connection by JST connector with cable 0.75 mm supplied (junction box extra)



Nb of buttons	Face plate size (L x H) mm	Fixing	Button	Ring	Item code	Price €
1	85 x 185	Dowel	Angel	Up	37SO061EWAR00	
				Down	37SO061EWAR01	
			Angel BIP	Up	37SO061EWAR02	
				Down	37SO061EWAR03	
			Démon	Up	37SO061EWAR04	
				Down	37SO061EWAR05	
			Démon BIP	Up	37SO061EWAR06	
				Down	37SO061EWAR07	
1	58 x 185	Dowel	Cyntra	Up	37SO061EWAR08	
			Cyntra BIP	Down	37SO061EWAR09	

## Landing push button

**IP54**



### Basis description

**Brushed stainless steel face plate adapted for assembling in fitting.  
WITH Protective IP54 connexion box with cable-seal.  
Compatible avec armoire NG240**

Nb of buttons	Face plate size (L x H) mm	Fixing	Button	Item code	Price €
1	85 x 185	Screw or dowel	Cyntra IP54	<b>On request</b>	
2					

### Basis description

**Brushed stainless steel face plate adapted for assembling in fitting.**

- Rounded angles-Back - protection hood water drop type rubber- call
- button 1 contact NO blue LED 24V
- Connection by JST connector with cable 0.75 mm supplied (junction box extra)

Nb of buttons	Face plate size (L x H) mm	Fixing	Button	Item code	Price €	
					Angel	Démon
1	68 x 185 85 x 185 105 x 185	Screw or dowel	Evolya	-		
2	68 x 185 85 x 185 105 x 185					
1	85 x 185				+ 2" mini backlight	

					Price €
1	48 x 185 58 x 185 68 x 185 85 x 185	Screw or dowel	Cyntra	-	
2	58 x 185				
1	58 x 185				+ 2" display

					Angel	Démon
1	58 x 185	Screw or dowel	Synia	-		

OPTIONS	Price €	
	ANGEL	DÉMON
Extra price for non-standard sizes		
Concrete box		
Key switch lighting, 2 pos.1 withdrawal or 2 pos. 2with drawals		
Backlit logo, mini 2 inch back light		
Logo engraving on stainless steel		
Finish option (on request)	Price €	
- Mirror polish S.S. chrome colour - Mirror polish S.S. gold colour	- Mirror P. S.S. black colour - Brushed S. S. gold colour	

## Landing push button

(\*) Presented photo



### Basis description

<b>Flush mounting landing box thickness 25 mm</b>	
5 mm brushed stainless plate - Invisible box mounting, on wall-mounted plate Button 1 contact NO blue LED 24V Connection by JST connector with cable 0.75 mm supplied (junction box extra)	

Nb of buttons	Face plate size (L x H) mm	Fixing	Button		Price €	
					ANGEL	DÉMON
1	85 x 185	Mounting	EVOLYA	+ 2" display		
2						
1						

Nb of buttons	Face plate size (L x H) mm	Fixing	Button		Price €
1	85 x 185	Mounting	CYNTRA XL		

Basis description	Button	Dim. face plate (L Xx H) mm	Fixing	Nb of buttons	Price €	
					ANGEL	DÉMON
Landing box en PMMA thickness 25mm	Evolya	97 X 175	Mounting	1		
				2		
			Embedded	1		
				2		

JST plug-in button cable		
Item code	Lenght	Price €
14 801 022	150 mm	
14 801 020	750 mm	
14 801 021	1 meter (*)	
14 801 023	5 meters	



## Landing displays 2"

### ARROW MODULE



Face plate thickness 2 mm - For amount car - Without display cable

Item code	Face plate size (L x H) mm	Fixing	Direction	Price €	
				Standard	
<b>16 414 114</b>	40 x 185	Dowels	Vertical		

### DOT MATRIX BLUE 2" DISPLAY

#### Face plate



Face plate thickness - Stadip glass 22.1 (vandal resistant)  
Without display cable

Item code	Fixing	Face plate size (L x H) mm	Direction	Price €	
				Standard	V. resistant
<b>37SO061EWARM4</b>	Screws	58 x 185	Vertical		-
<b>37SO061EWARM5</b>	Dowels				
<b>37SO061EWARM6</b>	Screws				
<b>16 018 058</b>	Dowels			-	

### Flush mounted box



Box thickness 25 mm - Stadip glass 22.1 (vandal resistant)  
Without display cable



Item code	Face plate size (L x H) mm	Fixation	Direction	Prix € HT	
				Standard	Anti- V.
<b>37SO061EWARM7</b>	85 x 185	Vis	Vertical		-
<b>37SO061EWARM8</b>				-	
<b>37SO061EWARM9</b>	185 x 85		Horizontal		-
<b>37SO061EWARV1</b>				-	

Item code	Price €
-----------	---------



Dot matrix 2 inch display cable  
Length 2,5 m

<b>S12041906</b>	
------------------	--



Amount car arrows cable  
Length 3 m

<b>S12045100</b>	
------------------	--

## Landing displays 3''



Dim. face plate (L x H) mm	Fixing	Orientation	Price €	
			Standard	Vand. Res
85 x 185	Screw Dowel	Vertical		-
185 x 85	Screw Dowel	Horizontal		-
105 x 185	Screw Dowel	Vertical		-
115 x 185	Screw Dowel	Vertical	-	
185 x 115	Screw Dowel	Horizontal	-	
125 x 185	Screw Dowel	Vertical		
185 x 125	Screw Dowel	Horizontal		

### ARROWS DISPLAY 3' BICOLOR

Face plate thickness 3 mm - Without display cable



Display / Article	Dim. face plate (L x H) mm	Fixing	Orientation	Price €	
				Standard	Vand. Res
<b>37SO061EWARV9</b>	105 x 185	Screw	Vertical		
<b>37SO061EWARP1</b>		Dowel			
<b>37SO061EWARP2</b>	185 x 125	Screw	Horizontal		

### INCLINED ST/ST. BOX ARROWS DISPLAY 3' BICOLOR

Without display cable



Dim. face plate (L x H) mm	Fixing	Orientation	Price €	
			Standard	Vand. Res.
178 x 130	Screw	Horizontal		-

### INCLINED ST/ST. BOX DISPLAY 3'

Verre glass 22.1 (vandal resistant) - Without display cable



Dim. face plate (L x H) mm	Fixing	Orientation	Price €	
			Standard	Vand. Res.
178 x 130	Screw	Horizontal		-
			-	

<b>Extra-price</b>	Display programming for the project	
	Indicator face plate not standard	

## Landing displays 4"



4" IP54 DISPLAY MODULE							
Description	Display	Dimension face plate mm	Fixing	Price €			
				Horizontal		Vertical	
				Standard	V. Resist	Standard	V. Resist
Brushed stainless steel face plate adapted for assembling in fitting. With protective IP54 connexion box with cable-seal. - Without display cable	LCD 4" SAF	125 x 250	Screw	-		-	
				-		-	
			Dowel	-		-	
				-		-	



4" SAF OR CAN DISPLAY MODULE							
Description	Display	Dimension face plate mm	Fixing	Price €			
				Horizontal		Vertical	
				Standard	V. Resist	Standard	V. Resist
Brushed stainless steel face plate 3 mm - glass stadip 22.1 (version vandal resistant). Without display cable	LCD 4" SAF	100 x 195	Screw Dowel				
	LCD 4" CAN						



INCLINED ST/ST. BOX DISPLAY 4" SAF							
Description	Display	Dimension face plate mm	Fixing	Price €			
				Horizontal		Vertical	
				Standard	V. Resist	Standard	V. Resist
Inclined brushed stainless steel box Glass stadip 22.1 (version vandal resistant). Without display cable	LCD 4" SAF	178 x 130	Screw			-	-
	LCD 4" CAN					-	-



BOÎTIER PMMA APPLIQUE OU ENCASTRÉ AFFICHEUR 4"SAF OU CAN							
Description	Display	Dimension face plate mm	Fixing	Price €			
				Horizontal		Vertical	
				Standard	V. Resist	Standard	V. Resist
PPMA landing box thickness 25mm. Without display cable	LCD 4" SAF	97 x 175	Mounting				
	LCD 4" CAN						
Embedded PPMA landing box thickness 25mm. Without display cable	LCD 4" SAF		Embedded				
	LCD 4" CAN						

## Landing displays 7"



### DISPLAY MODULE 7" WEB CAN

Face plate thickness : 3mm - Glass stadip 22.1 (vandal resistant)  
Without display cable

Display / Item code	Face plate size (L x H) mm	Fixing	Direction	Price €	
				Standard	V. resistant
TFT 7" WEB CAN	260 x 200	Screw	Horizontal ou vertical		
		Dowel			


















### DISPLAY MODULE TFT 7" WIDE SAF

Face play thickness 3 mm  
Glass stadip 22.1 (vandal resistant) - Without display cable

Display / Item code	Face plate size (L x H) mm	Fixing	Direction	Price €	
				Standard	V. resistant
TFT 7" WIDE SAF	260 x 200	Screw	Horizontal		
		Dowel			

Extra-price	Display programming for the project	
	Indicator face plate not standard	














## Displays / Synthesis

	Code article	Prix € HT		Code article	Prix € HT
	2" Blue dot matrix indicator 3 wires - either on floor indicator or arrows following configuration switch	<b>16 414 130</b>		Multi led in relief direction arrows (red/green) Complying with EN 81-70	<b>16 414 111</b>
	Blue LCD 3 inch display 3 leads protocol (SAF)	<b>16 414 002</b>		Green LCD 3 inch display 3 leads protocol (SAF)	<b>16 414 110</b>
	LCD display couleur 3 pouces Protocol 3 wire (SAF)	<b>37SO020E00032</b>		LCD display couleur 3 pouces with integrated gong Protocol 3 wire (SAF)	<b>37SO021EWAE00</b>
	LCD 4 inch display with synthesis speech integrated 3 leads protocol (SAF)	<b>16 414 118</b>		LCD 4 inch display with synthesis speech integrated CAN protocol	<b>16 414 122</b>
	LCD 4" color display with synthesis speech integrated protocol 3 wire (SAF)	<b>37SO021EWAX05</b>		ACD 4" color display with synthesis speech integrated protocol 3 wire (CAN)	<b>37SO021EWAX07</b>
	6" indicator TFT 6 with synthesis speech integrated 3 leads protocol (SAF)	<b>16 414 000</b>		Blue LCD 6 inch display with synthesis speech integrated CAN + 3 leads protocol (SAF)	<b>16 414 121</b>
	7" WIDE color display 3 leads protocol (SAF)	<b>61923</b>		Voice synthesis board for WIDE 7 inch display	<b>61924</b>
	Display 7" WEB CAN with synthesis speech + integrated load plate	<b>37SO021EWAX08</b>			









## Displays / Synthesis

	Code article	Prix € HT		Code article	Prix € HT
	Micro SD pre-programmed kit for 4 inch display + documentation	<b>37SO071EWAE00</b>		Board micro SD blank for 4 and 6 inch display	<b>37SO071P00001</b>
	Micro SD pre-programmed kit for 6 inch display + documentation	<b>37SO071EWAE01</b>			
	HP gong 2 W 8 ohms mounting box (displays 3" & 4")	<b>37SO020P00036</b>		High quality loudspeaker 2W 8 ohms display with synthesis speech 4", 6" & 7"	<b>37SO020P00044</b>
	Speaker + adhesive foam 4 ohms GONG/synthesis for 4/6/7-inch indicator	<b>37SO020E00028</b>		Buzzer with protection cover for gong functions, overload for arrows display	<b>14 012 020</b>
	Dot matrix indicator cable 2 inch Length 2,5 m	<b>S12041906</b>		Amount car arrows cable Length 3 m	<b>S12045100</b>
	3/4/6/7 inch indicator and Quick Install landing box lead Lg. 2,5 m (*)	<b>16 414 145</b>			
	Lg. 6,5 m	<b>16 414 148</b>			
	4/6" Indicator USB programming set - English/French	<b>16 414 120</b>		Programming cable display 4" color & 7" Web	<b>37SO021P00002</b>

## Displays / Synthesis

	Item code	Price €		Item code	Price €
					
	16 020 201			16 020 216	
					
	16 020 200			16 412 021	
					
	16 020 199			16 412 020	
					
	14 006 831			14 006 833	
					
				14 006 834	
					
	37SO020E00033			37SO020E00035	
					
	37SO020P00033			37SO020E00034	

## Displays / Synthesis

	Item code	Price €		Item code	Price €
	7 inch backlight board for SAF display			5 inch backlight board for SAF display	
	<b>16 414 108</b>			<b>14 801 047</b>	
	7 inch backlight board for CAN display			5 inch backlight board for CAN display	
	<b>14 801 046</b>			<b>14 801 048</b>	
	7 inch backlight board universal connection with BIP			5 inch backlight board universal connection with BIP	
	<b>14 801 043</b>			<b>14 801 042</b>	
				2 inch backlight board	
				<b>27787</b>	
	<b>After sale service backlight</b>			<b>Price €</b>	
	Replacement display "Back light" polycarbonate / Stadip glass Dimensions: 2 / 5 / 7 inches - Colour impression				
	<b>On request</b>				

## DEMON push buttons

(\*) Presented photo

### Complet stainless steel push button - dot LED



Designation	Item code	Price €
Push Button 24Vdc 1 contact NO <b>green</b> colour (*)	<b>16 070 015</b>	
Push Button 24Vdc 1 contact NO <b>blue</b> colour	<b>16 003 212</b>	
Push Button 24Vdc 1 contact NO <b>blue</b> colour <b>Bip integrated</b>	<b>16 070 016</b>	
Push Button multiplex 2 NO (24Vdc) <b>green</b> colour	<b>16 070 020</b>	
Push Button multiplex 2 NO (24Vdc) <b>blue</b> colour	<b>16 000 313</b>	
Door open/Door close push button 1NO / 1 NF No illumination	<b>16 070 029</b>	
Alarm push button / Telephone with logo 1 NO + inversor NO/NC + LED 12 vcc yellow/green (*)	<b>16 070 033</b>	
Light red / green LED 24 Vdc (color following connection box)	<b>16 070 025</b>	
DEMON cover	<b>1860</b>	

### Micro push button stainless steel cover - Hollow LED

## ANGEL push buttons




Designation	Item code	Price €
Push Button 24Vdc 1 contact NO <b>green</b> colour	<b>16 070 000</b>	
Push Button 24Vdc 1 contact NO <b>blue</b> colour	<b>16 003 211</b>	
Push Button 24Vdc 1 contact NO <b>blue</b> colour <b>Bip integrated</b>	<b>16 070 001</b>	
Push Button multiplex 2 NO (24Vdc) <b>green</b> colour (*)	<b>16 070 005</b>	
Push Button multiplex 2 NO (24Vdc) <b>blue</b> colour	<b>16 000 314</b>	
Door open/Door close push button 1NO / 1 NF No illumination	<b>16 070 028</b>	
Alarm push button / Telephone with logo 1 NO + inversor NO/NC + LED 12 vcc yellow/green (*)	<b>37S0012P00001</b>	
Light red / green LED 24 Vdc (color following connection box)	<b>16 070 010</b>	
ANGEL cover	<b>1739</b>	

Note : Ø 30,8 mm screw type. Connected part JST 4 points

## TUMBLER buttons

Designation	Item code	Price €
ON/OFF 2 Contact Button NO 2A 30VDC	<b>00000000153</b>	

# CYNTRA buttons



Micro push button St/St cover -  
Polycarbonate marking -  
Blue LED peripheral lighting



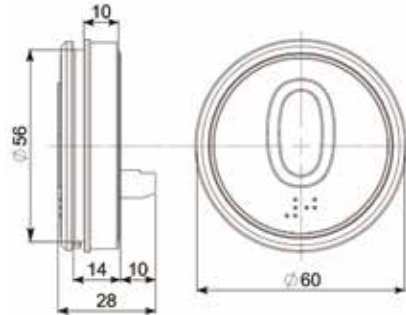
Note : Ø 30,8 mm  
screw type.  
Connected part  
JST 4 points

54322	Red/green Cyntra indicator light	
16 000 038	Simplex Up 1 NO	
16 800 620	Simplex Up <b>bip</b> 1 NO	
16 000 039	Simplex Down 1 NO	
16 800 630	Simplex Down <b>bip</b> 1 NO	
16 000 040	Duplex Up 2 NO	
16 000 041	Duplex Down 2 NO	
16 000 042	Door reopen 1 NO + 1 NF	
16 000 043	Door close 1 NO + 1 NF	
16 000 046	Telephone	
16 000 045	Telephone alarm with pictogramm	
16 000 044	Alarm	
16 000 135	Ventilation	
16 000 127	Green washer for main floor Cyntra (and Synia)	
16 000 003	Cyntra cover	

Item code	Engraving	Price €
16 000 004	Blank	
16 000 002	-5	
16 000 006	-4	
16 000 007	-3	
16 000 008	-2	
16 000 009	-1	
16 000 011	0	
16 000 018	1	
16 000 019	2	
16 000 020	3	
16 000 021	4	
16 000 022	5	
16 000 023	6	
16 000 024	7	
16 000 025	8	
16 000 026	9	
16 000 027	10	
16 000 028	11	
16 000 029	12	
16 000 030	13	
16 000 031	14	
16 000 032	15	
16 000 033	16	
16 000 034	17	
16 000 035	18	
16 000 036	19	
16 000 037	20	
16 000 129	21	
16 000 130	22	
16 000 131	23	
16 000 132	24	
16 000 133	25	
16 000 134	26	
37SO011P00052	27	
37SO011P00054	28	
37SO011P00056	29	
37SO011P00058	30	
37SO011P00060	31	
37SO011P00062	32	

## CYNTRA XL buttons

Micro push button st/st cover - Polycarbonate marking + st/st braille\* (annexe G in 81-70)  
Peripheral lighting LED 24 V blue - Ø 60 mm - Connection on screw terminal - Without beep  
- Fixing with bolt (thickness support of 0,1 à 4 mm)



Item code	Engraving	Price €	
16 020 480	-1		
16 020 467	0		
16 020 468	1		
16 020 469	2		
16 020 481	3		
16 020 482	4		
16 020 483	5		
16 020 484	6		
16 020 486	7		
16 020 487	8		
16 020 488	9		
16 020 473	Simplex Up 1 NO		
16 020 474	Simplex Down 1 NO		
16 020 471	Door reopen 1 NO + 1 NF		
16 020 472	Door close 1 NO + 1 NF		
16 020 470	Alarm		
16 020 475	Green washer for main floor Cyntra XL		
16 020 490	Phone indicator 81/70 LED 12 VDC green/yellow		



\* Braille type NFQ67-006 / Code Louis Braille International

## CYNTRA IPS4 buttons

Micro push button st/st cover - Polycarbonate marking + st/st braille\* (annexe G in 81-70)  
- Ø 39 mm - Peripheral lighting LED 24 V blue -  
Connection on JST 4 points

Item code	Engraving	Price €
37SO011P00002	-4	
37SO011P00003	-3	
37SO011P00004	-2	
37SO011P00005	-1	
37SO011P00006	0	
37SO011P00007	1	
37SO011P00008	2	
37SO011P00009	3	
37SO011P00010	4	
37SO011P00011	5	
37SO011P00012	6	
37SO011P00013	7	
37SO011P00014	8	
37SO011P00015	9	
37SO011P00016	10	
37SO011P00017	11	
37SO011P00018	12	
37SO011P00019	13	
37SO011P00020	14	
37SO011P00021	15	
37SO011P00022	16	
37SO011P00023	17	
37SO011P00024	18	
37SO011P00025	19	
37SO011P00026	20	
37SO011P00027	21	
37SO011P00028	22	
37SO011P00029	23	
37SO011P00030	24	
37SO011P00031	25	
37SO011P00032	26	
37SO011P00033	27	
37SO011P00034	28	
37SO011P00035	29	
37SO011P00036	30	
37SO011P00037	31	

Item code	Engraving	Price €
37SO011P00046	Cover	
37SO011P00042	Blank	
37SO011P00047	Light red / green	
37SO011P00044	Up with bip	
37SO011P00043	Down with bip	
37SO011P00038	Opening	
37SO011P00039	Closing	
37SO011P00040	Alarm	
37SO011P00041	Telephone	
37SO011P00045	Present	
37SO011P00116	down without beep	
37SO011P00117	up without beep	
37SO011P00070	green ring	
37SO011P00071	green ring joint	



\* Braille type NFQ67-006 / Code Louis Braille International

## SYNIA symbol

Metallic symbol in zamak,  
polished black finish,  
fixing to cover by pin and hot gluing




Item code	Symbol	Price €
16 000 047	0	
16 000 048	1	
16 000 049	2	
16 000 050	3	
16 000 051	4	
16 000 151	5	
16 000 052	6	
16 000 053	7	
16 000 054	8	
16 000 070	9	
37SO011P00107	A	
16 000 062	B	
61021	C	
16 000 063	E	
37SO011P00109	F	
16 000 152	G	
16 000 064	H	
16 000 065	J	
16 000 155	K	
37SO011P00111	L	
37SO011P00113	M	
16 000 153	P	
16 000 066	R	
16 000 067	S	
37SO011P00048	U	
16 000 068	Ventilation	
16 000 069	Fireman	
16 000 154	Lift operator	
16 000 055	Telephone	
16 000 056	Slash /	
16 000 057	Opening / Closing	
16 000 058	Alarm	
16 000 059	Up arrow / down arrow	
16 000 060	Loudspeaker	
16 000 061	- sign	

# EVOLYA BRAILLE push button ring

**Black strip push button,  
braille\* white marking**

\* Braille type NFQ67-006  
Code Louis Braille International



Item code	Engraving	Price €
16 000 073	Blank (Car)	
16 000 128	Blanck (landing)	
16 000 097 BR	Up arrow (landing)	
16 000 098 BR	Down arrow (landing)	
16 000 099 BR	Reopening	
16 000 100 BR	Closing	
16 000 105	Lift operator / Priority	
16 000 104	Fireman (Car)	
16 000 103 BR	Telephone	
16 000 101 BR	Alarm Bell	
16 000 106	Present (landing)	
16 000 107 BR	Ventilation	

Item code	Engraving	Price €
16000110	-1/0	
16000111	0/1	
16000112	1/2	
16000113	2/3	
16000114	3/4	
16000115	4/5	
16000116	5/6	
16000117	6/7	
16000118	7/8	
16000119	8/9	
16000120	9/10	
37SO011P00073	10/11	

16 000 121	Green washer for main floor	
------------	--------------------------------	--

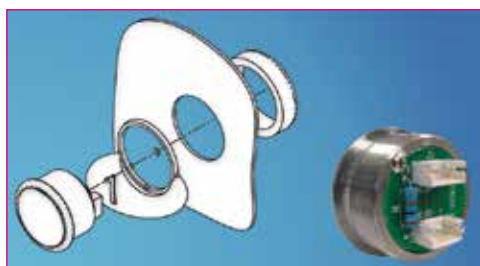
Item code	Engraving	Price €
37SO011P00072	-7	
64249	-6	
16 000 072 BR	-5	
16 000 074 BR	-4	
16 000 075 BR	-3	
16 000 076 BR	-2	
16 000 077 BR	-1	
16 000 078 BR	0	
16 000 079 BR	1	
16 000 080 BR	2	
16 000 081 BR	3	
16 000 082 BR	4	
16 000 083 BR	5	
16 000 108 BR	6	
16 000 084 BR	7	
16 000 085 BR	8	
16 000 086 BR	9	
16 000 087 BR	10	
16 000 088 BR	11	
16 000 089 BR	12	
16 000 090 BR	13	
16 000 091 BR	14	
16 000 092 BR	15	
16 000 093 BR	16	
16 000 094 BR	17	
16 000 095 BR	18	
16 000 096 BR	19	
16 000 109 BR	20	
62709	21	
62710	22	
62711	23	
62712	24	
62713	25	
16 000 122 BR	RB	
16 000 123 BR	RH	
16 000 124 BR	ES	
16 000 125 BR	RJ	
37SO010P00102	K	
37SO011P00115	M	
37SO010P00101	U	

## "water drop" type push button ring for Angel / Démon button

(\*) Presented photo



Push button ring	Price €
Black finish	8
Chromed finish	



Item code black ring	Engraved	Item code chromed ring
16 020 005	Blank	16 020 041
16 020 006	-3	16 020 042
16 020 007	-2	16 020 043
16 020 008	-1 (*)	16 020 044
16 020 009	0	16 020 045
16 020 010	1	16 020 046
16 020 011	2	16 020 047
16 020 012	3	16 020 048
16 020 013	4	16 020 049
16 020 014	5	16 020 050
16 020 015	6	16 020 051
16 020 016	7	16 020 052
16 020 017	8	16 020 053
16 020 018	9	16 020 054
16 020 019	10	16 020 055
16 020 020	11	16 020 056
16 020 021	12 (*)	16 020 057
16 020 022	13	16 020 058
16 020 023	14	16 020 059
16 020 024	15	16 020 060
16 020 025	16	16 020 061
16 020 026	17	16 020 062
16 020 027	18	16 020 063
16 020 028	19	16 020 064
16 020 029	20	16 020 065
16 020 030	RB	16 020 066
16 020 031	RH	16 020 067
16 020 032	ES	16 020 068
16 020 033	RJ	16 020 069
16 020 034	Up arrow	16 020 070
16 020 035	Down arrow (*)	16 020 071
16 020 036	Re-opening (*)	16 020 072
16 020 037	Closing (*)	16 020 073
16 020 039	Telephone (*)	16 020 075
16 020 125	Overload (*)	16 020 126
16 020 123	Telephone / Alarm (*)	16 020 124
16 020 004	Alarm (*)	16 020 038

Designation	Item code	Price €
Green washer for main floor (*)	16 020 040	

## Key switch / Keypad access

(\*) Presented photo



### KEYPAD ACCESS FLUSH MOUNTED

Keypad with stainless steel face plate – size 105 x 120 mm – touch key stell fixing by 4 screws anti-burglary (flush mounted, special tool supplied) – 3 relays output with possibility to program 50 pin number – Power supply 12 or 24V (Ac or Dc)  
Box size 85 L x 100 H x 45mm D

Item code	Designation	Price €
16 045 010	Keypad access flush mounted	

### DIGICODE IN PROJECTION



Keypad with stainless steel face plate – size 85 x 110 mm – steel key – fixing by 2 screws (2 screws, insert and special tool supplied) – 3 relays output with possibility to program 100 pin number – Power supply 12 or 24V (Ac or Dc)

Item code	Designation	Price €
16 045 015	Keypad access with external electronic	

### KEY SWITCH (SUPPLIED WITH 2 KEYS)

Assembly with bolt in a hole  $\varnothing$  30 mm (1 contact NO)

Item code	Designation	Price €
-----------	-------------	---------

#### Steel ring connexion with 3 female spade (key No.390366) vandal resistant



16 164 100 EN	1 contact spring return (*)	
16 164 110 EN	2 positions, 1 release	
16 164 220 EN	2 positions, 2 releases	
16 164 090	Additional key	
16 164 120	Micro-switch only (1 NO)	

#### VM serial steel ring (key No.542) vandal resistant



16 164 113 EN	1 contact spring return (*)	
16 164 112 EN	2 positions, 1 release	
16 164 114 EN	2 positions, 2 releases	
16 164 095	Additional key	










#### VM standard serial (key No.606)



16 164 118	1 contact spring return (*) ( <b>green</b> lighting with 24 Vdc connector)	
16 164 125	1 contact spring return ( <b>blue</b> lighting with 24 Vdc connector)	
16 164 121	2 positions, 1 release (1 NO/1 NF)	
16 164 119	2 positions, 2 releases (1 NO/1 NF)	
16 164 096	Additional key	

## Operating panel accessories

(\*) Presented photo

	Item code	Price €		Item code	Price €
	Waterproof push button protection	<b>16 210 060</b>		Modernization cable alarm push button (1 terminal 6 pins for phone with LED 81-70)	<b>16 070 043</b>
	Button flicker prevention cable, length 1 metre	<b>14 200 520</b>		Modernization cable alarm push button (1 terminal 2 x 2 pins for sirene + power supply)	<b>16 070 044</b>
	Car COP Quick Install 8 levels lead	<b>14 801 027</b>		Cable kit + reused beep board for car COP length 3 m (12 levels)	<b>16 070 056</b>
	Additional car COP lead Quick Install > 8 levels	<b>14 801 028</b>		4/6" Indicator USB programming set - French	<b>16 414 120</b>
	Programming cable display 4" color & 7" Web	<b>37SO021P00002</b>			

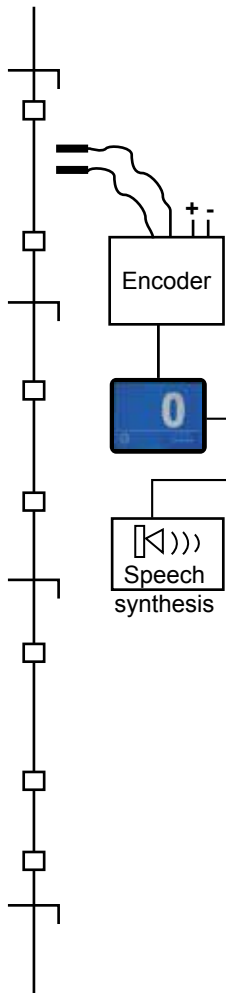


JST plug-in button cable		
Item code	Length	Price €
<b>14 801 022</b>	150 mm	
<b>14 801 020</b>	750 mm	
<b>14 801 021</b>	1 meter (*)	
<b>14 801 023</b>	5 meters	

## Operating panel accessories

	Item code	Price €		Item code	Price €
	Junction box magnetic push button with lead <b>(no bip)</b> <b>TRADITIONAL CABLE</b> NG12/NG120	<b>14 801 030</b>		Junction box magnetic push button with lead <b>(with bip)</b> <b>TRADITIONAL CABLE</b> NG12/NG120	<b>14 801 040</b>
	Junction box magnetic push button with lead <b>with bip</b> <b>Universal connection</b>	<b>14 801 041</b>		Landing board CAN Quick Install with lead <b>with bip</b>	<b>14 200 090</b>
	Interface shunt board for push button box with buzzer SC4/30 / NG12 / NG120 / QI	<b>14 801 010</b>		Interface shunt board for push button box without buzzer SC4/30 / NG12 / NG120 / QI	<b>14 801 015</b>
	Magnetic push button box connexion with lead (without BIP) <b>PRE-WIRING</b> NG12 - SC 4/30	<b>14 025 200</b>		Magnetic push button box connexion with lead (with bip) <b>PRE-WIRING</b> SC 4/30	<b>14 025 205</b>
	Box protection lead for landing wiring	<b>14 025 210</b>		Car CAN interface board	<b>56558</b>
	Interface board car push button SC4/30 - NG12 - NG120 - QI Interface board 12 levels	<b>14 801 000</b>		Face plate kit display 4 " blue CAN with synthesis speech gong & loudspeaker + cables, buttons for 12 level	<b>16 414 150</b>
	Extension board 8 inputs/outputs button for motherboard, CAN indicator, CAN interface board	<b>49 363</b>			

## Independent 3-wire universal encoder kit



### Compliance upgrade to EN 81/70 on existing lift installation

#### Description

This unit converts the signals from the two magnets on the car into an encoded pulse that directly controls our "three-wire" indicators and the voice synthesizer pulse.  
The direction inputs are still controlled directly by the two open contacts on the existing controller.

#### Characteristics

Power requirement: 24 V DC - Board consumption 150 mA

Capacity : controls up to 24 displays

Speed range : 0.2 to 1.6 m/s

Display : from -7 to 29. Special identification possible by programming the displays

Other functions :

Additional inputs for display in LCD indicator: overload + buzzer, maintenance, out of order, full, fire service, cell.

Can be activated by open contacts from the existing controller.




Case dimensions: 170 x 110 x 45 mm (to be mounted on car or in controller)

#### Kit content

Unit with encoder board, two magnet finger with bracket and two magnets per floor for 12 floors.


Item code	Designation	Price €
<b>14 010 051 EN</b>	<b>Complete universal 3-wire encoder kit</b> (indicator following choice to be added) Provide for DC 24VDC power supply	

#### After sale service - Accessories

Item code	Price €	Item code	Price €
	3-wire encoder unit separately (spare part)		4-inch blue LCD display - Voice synthesizer <b>without Speaker</b> Face plate 195 x 100 mm vandal resistant installation (vertical/horizontal/or switch)
<b>14 010 051</b>		<b>16 018 195</b>	
	DC power unit 220/ 24vdc 2,5A IP67		
<b>14 012 700</b>			

*Pour autres afficheurs ou boîtes cabine voir pages précédentes*

## Voice synthesizer Standard programmation



### Model "PULSE" 3 wires

Directly adaptable with 3 wires (DO1-SAF) on control panel NG120, SC4/30 & QI.  
Standard message : -5 to 20th floor  
Power supply : 24Vdc  
Adjustable with or without gong, 1 tone  
French/English or bilingual

Item code	Designation	Price €
<b>16 750 150 EN</b>	Voice synthesizer set with speaker	

### "Universal" autonomous model

Adaptable on all existing lift without going through the controller  
Standard message : -3 to 20th floor  
Power supply : 24Vdc  
Adjustable with or without gong  
French/English or bilingual

Item code	Designation	Price €
<b>16 750 140 EN</b>	Voice synthesizer set with speaker	

A selector set is required in autonomous configuration

Item code	Designation	Price €
<b>16 750 145 EN</b>	Selection set (based on 2 floors)	

### SPECIAL PROGRAMMATION

Item code	Designation	Price €
<b>Option A</b>	The speech is picked from Sodimas library (page hereafter) in French or English	
<b>Option B</b>	Special speech registered by us internally (in order to keep the same tone, it is advised to register all messages of a single job)	
<b>Option C</b>	The specific speech outside the standard library on CD supplied by you (following our chart)	

## Library of standard message

All Sodimas voice synthesizer are set on standard basis with English and French messages.

The voice synthesizer **"PULSE"** : message -5 to 20th floor.

The voice synthesizer "Universal" : message -3 to 20th floor.

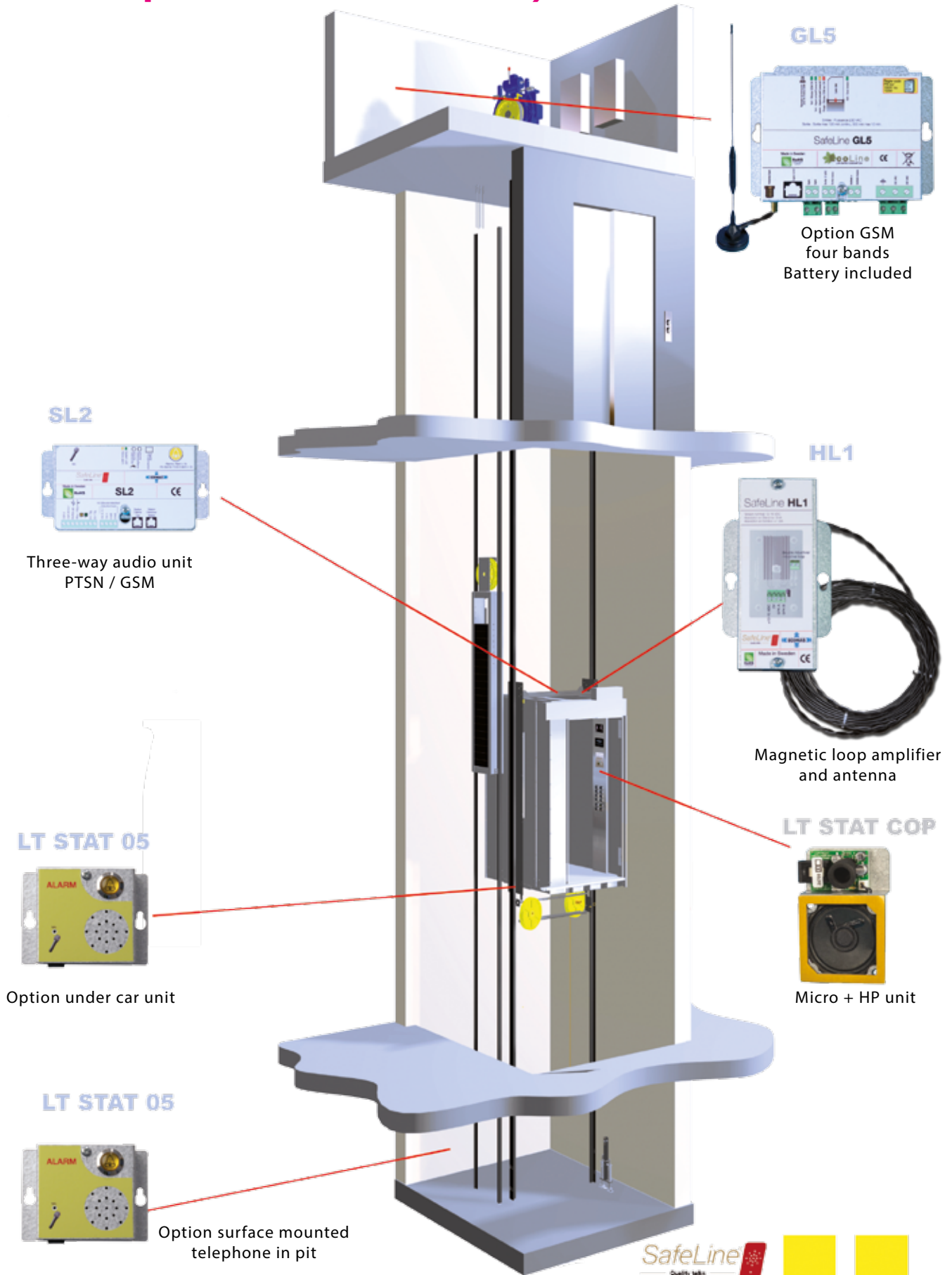
For a specific programmation, it is important to specify all messages following the floor. For that, you'll need to fill in the form **"Specific voice registration"**.

### Sodimas library of standard message

For a specific programmation, the messages will be picked from the list below :

5 <sup>th</sup> basement	Between ground
4 <sup>th</sup> basement	Garden entrance
3 <sup>rd</sup> basement	Main entrance
2 <sup>nd</sup> basement	Garage
1 <sup>st</sup> basement	Hotel
Lower ground floor	Mezzanine
1 <sup>st</sup> floor	Parking
2 <sup>nd</sup> floor	Information
3 <sup>rd</sup> floor	Restaurant
4 <sup>th</sup> floor	Stay calm, help is coming
5 <sup>th</sup> floor	Ground floor
6 <sup>th</sup> floor	Lower ground floor
7 <sup>th</sup> floor	Ground floor 1 <sup>st</sup> floor
8 <sup>th</sup> floor	Higher ground floor
9 <sup>th</sup> floor	Garden level
10 <sup>th</sup> floor	Main exit
11 <sup>th</sup> floor	Basement
12 <sup>th</sup> floor	Terrace
13 <sup>th</sup> floor	1 <sup>st</sup> & 2 <sup>nd</sup> floor
14 <sup>th</sup> floor	2 <sup>nd</sup> & 3 <sup>rd</sup> floor
15 <sup>th</sup> floor	3 <sup>rd</sup> & 4 <sup>th</sup> floor
16 <sup>th</sup> floor	4 <sup>th</sup> & 5 <sup>th</sup> floor
17 <sup>th</sup> floor	5 <sup>th</sup> & 6 <sup>th</sup> floor
18 <sup>th</sup> floor	6 <sup>th</sup> & 7 <sup>th</sup> floor
19 <sup>th</sup> floor	7 <sup>th</sup> & 8 <sup>th</sup> floor
20 <sup>th</sup> floor	8 <sup>th</sup> & 9 <sup>th</sup> floor
Office floor	9 <sup>th</sup> & 10 <sup>th</sup> floor

## Telephone SAFELINE/SODIMAS



PRICE LIST 2016




## Handfree intercom SAFELINE/SODIMAS

### COMPLETE TELEPHONE SET

Complying with EN 81-28 and EN 81-70

Triphonic set including : control panel, car face plate,  
under car box with micro/speaker (with or without inductive loop)

Item code	Price €		Item code	Price €
SL2 complete telephone set 3 bands <b>without</b> inductive loop			SL2 complete telephone set 3 bands <b>with</b> inductive loop	
<b>14 230 011</b>			<b>14 230 010</b>	

### SPARE PARTS - OPTIONS

Item code	Price €		Item code	Price €
	Control panel <b>SL2</b>		Connexion cable SL2 for car module, button and pictogram 81-70	
<b>14 230 000</b>		<b>14 230 002</b>		
	In-car audio microphone + speaker unit module <b>LT STAT COP</b>		Under-car alarm button and audio microphone + speaker unit module <b>LT STAT 05</b>	
<b>14 230 001</b>		<b>14 230 003</b>		
	Surface mounted telephone (pit function) <b>MX2</b>		Acoustic loop amplifier with car top antenna <b>HL1</b>	
<b>14 230 007</b>		<b>14 230 004</b>		
	GSM modulus GL6 with aerial - integrated and monitored battery - fault sending by SMS - 230 VAC power supply		Antenna 5 ml lead GSM	
<b>37S0032P00002</b>		<b>14 230 006</b>		
	GSM modulus GL2 with aerial - 12/20 power supply - 30 VDC without integrated battery Din rail mounting			
<b>37S0032P00003</b>				

## Handfree intercom SAFELINE/SODIMAS

### SPARE PARTS - OPTIONS



Automatically regulated emergency power **BSA 800** - output constantly protected 12 vdc + auto per relay - Battery 0,8 A/H interchangeable - power supply 230 Vac - mechanical protection - Dim.: 100 x 100 x 50mm  
*Designed for phones with or without inductive loop (SL2)*

Item code	Price €
-----------	---------

<b>14 012 052</b>	
-------------------	--

Item code	Price €
-----------	---------



Computer lead USB compatible USB for **SL2** programmation

<b>14 230 009</b>	
-------------------	--



Battery SAFELINE interchangeable 0,8 A/h for **GL5 / BSA 800 / SLCC**

<b>14 230 013</b>	
-------------------	--



Call center **SLCC SAFELINE**

<b>14 230 008</b>	
-------------------	--



Connection module kit \* **LT stat 05** in pit

<b>14 230 014</b>	
-------------------	--



**GSM SIEMENS** box for call center **SLCC SAFELINE**

<b>14 230 012</b>	
-------------------	--

\* Note : A kit is to add if the module LT STAT 05 14 230 003 is in the pit



Unia 0050 telephone line boosting voltage protection

<b>37SO032P00001</b>	
----------------------	--



GSM modulus GL6 230 VMC + battery

<b>37SO032P00002</b>	
----------------------	--

Telephone kit **SL2** complete with induction loop incorporated in the stainless steel cover with or without 12 V LED emergency lighting, supplied with Mic + L/S under-car (or pit) module, emergency power **BSA 800**, plug-in wiring - Vandal-resistant



Designation	Item code	Price €
Complete telephone kit with LED emergency lighting	<b>14 230 015 EN</b>	
Complete telephone kit without emergency lighting	<b>14 230 016 EN</b>	

## Intercom


The wiring system is based on two wires technology

Item code	Price €	Item code	Price €
<b>CAR</b>			
	Intercom car module 2 wires MIC21T  <b>16 400 001</b>		Stainless steel face plate 80 x 250 mm + module MIC21T + U36 key switch  <b>16 020 154 EN</b>
	Stainless steel face plate 80 x 250 mm + module MIC21T  <b>16 020 155 EN</b>		
<b>MOTOR ROOM / SWITCHBOARD</b>			
	Standard face plate MIM28 (to be used with MIC21T only)  <b>16 400 002</b>		Handset motor room/switchboard MIG28 (up to 6 cars to be used over 2 modules)  <b>16 400 004</b> <b>153</b>
<b>LANDING</b>			
	Fireman box stainless steel 80 x 250 mm MIP28F  <b>16 400 005</b>		Glass spare fireman box  <b>16 400 007</b>
			Autonomous power supply 12Vdc for 3 modules special intercom  <b>16 400 006</b>



# CONTROLLER

PRICE LIST 2016





## Quick Install controller

### Quote on request

- Microprocessor 32 bits - 150MHz
- 32 floors - 1 or 2 access
- Asynchronous and synchronous 3VF Inverter
- Speed up to 3 m/s
- Multiplex up to 6 lifts SIL3 secured
- Absolute shaft sensor :  
Trajectory management, direct approach
- Adjustment, diagnostic, etc. by wireless tool
- Designed for quick installation
- Remote monitoring integrated




Controllers



Mother board



Mobee wireless tool



Car top board



Secured absolut sensor  
+ tape



Quick installation  
without wireway

Landing board



## NG240 controller

### Performances

Microprocessor 100 MHz 32 bits  
RS485 port, CAN Open Bus & ethernet  
Incremental or absolute counting  
Integrated mini web server

### Main features

24 modular floors according to the operation  
Asynchronous or synchronous Gearless VVVF traction  
Hydraulic control - All kind of solenoid valve and regulated system  
1 or 2 access - all kinds of doors  
Brake / multi voltage retiring cam  
Combined CAN Open Bus wiring

### Setting

Mother board integrated communication tool  
Extended tool on car CAN display  
(via car push buttons)  
Mobility via local or offset computer (web)



NG240 - VVVF - Small box



Incremental selection



Absolut sensor  
+ tape



Car cam indicator  
Human / Machine interface



Eco-design  
VDI classification



PRICE LIST 2016

## Multi-brand solutions for lift without machinery



- Modernisation of the device certified EC by notified body
- Improvement of existing performance (comfort, safety, acoustics)
- Open maintenance
- Tested and proven operating reliability
- Compliance with operating and ecological safety standards

### Customised conversion kits

- Monospace type device (electrical kit)
- Smart type device (electrical kit + gearless kit)
- Generic electrical renovation kit for lifts without machinery

## System of command with predetermination DDS compatible Quick Install up to 6 devices



**1**  or 

Enter your destination

**2** 

Receive the affectation and the location of the car lift

**3** 

Go to the affected car

**4** 

Enter in the car, the display of predetermination indicates you the service levels.

**5** The lift will bring you to your floor in a less filled car, more comfortable while reducing your travel time by fewer intermediate stops.

PRICE LIST 2016

## VF kit for existing installation SODIVARLIFT

### Universal pre-wired VVVF box for :

- Existing controller 1 or 2 speeds
- Safety chain tension from 48 to 220 vac/vcc
- Asynchronous 3 phase traction motors 400v - 50Hz
- Inverter Variable Voltage Variable Frequency

### Requested specifications for P.O.:

- Static Load in kg
- Speed in m/s
- Motor Nominal Current in Amp
- Safety circuit voltage of the existing installation
- Nominal Hp of motor
- Controller one or two speed
- Brake in single or three phase

### Note : Specific description for Sodivarlift Gearless :

Replace your traction machine by a Gearless technology while keeping your controller.



Controller in stock : Open Loop, Brake 110Vac, 2 speed			
Power	5,5 kW	7,5 kW	11 kW
Item code	14 920 925	14 920 930	14 920 935
Price €			

Power VF	5,5 kW	7,5 kW	11 kW	15 kW	18,5 kW	22 kW	30 kW
Maximum Intensity	11 A	15 A	20 A	26 A	31 A	36 A	48 A
Price €	Open loop						
	Closed loop (without encoder)						
	Synchronous (*)						

Designation	Price €
Extra price electrical shaft information (magnetic impulsor + magnets for 10 floors) for existing controllers basis mono speed (3 wires)	
Connecting for NG12 controller	
Connecting for NG02 controller	

\* Only for Gearless motor

## Stock controller + shaft selection

### NG240 Controller with VVVF drive

400 V - VVVF FUJI Frenic Lift included - APB/DC (2 to 12 floors) - 1 access multi door + wiring diagram : Automatic door 3ph, single phase 3 to 4 wires with 48 V power supply, bus, VVVF - Retiring cam control - Transformer multi voltage - 110 V safety circuit - Governor tripping trigger - 24 Vcc 1,2 W light output - Compatible parametric function : with or without CAN bus car

**Controller (large size : 1000 x 550 x 300 mm) coming with fixing bits, pre-wired braking resistor, 6 ml shielded cable and provisory inspection box**

Item code	Designation	Price €
<b>14 940 905</b>	NG240 - VF 5,5 kW	
<b>14 940 907</b>	NG240 - VF 7,5 kW	
<b>14 940 911</b>	NG240 - VF 11 kW	
<b>14 941 905</b>	NG240 - VF 5,5 kW synchronous TS140	

### NG240 controller for hydraulic

400 V - hydro star/delta start - APB/DC (2 to 12 floors) - 1 access multi door + wiring diagram: automatic door 3Ph, single phase 3 to 4 wires with 48V power supply, bus, VVVF - Retiring cam control - Low voltage valve 48 to 60 V with universal power board 2/3/4 valve and stabilized. Transformer multi voltage, 110Vac safety circuit - door open releveling + automatic return - 48 Vcc control - Output 24 Vcc 1,2 W light - Compatible parametric function : with or without CAN bus car.

Item code	Designation	Price €
<b>14 922 925</b>	NG240 oleo - Contactor 24 Amp	
<b>14 922 940</b>	NG240 oleo - Contactor 40 Amp	

### NG120 controller for traction machine

400 V - 2 speed - Main contactor 25 AMP - APB/DC - 2 to 12 floors - 1 access automatic door 3Ph, single phase 3 to 4 wires - bus- VVVF - Retiring cam control - Transformer multi voltage - 110Vac safety circuit








Item code	Designation	Price €
<b>14 913 900</b>	NG120 - 2V - 25 Amp.	

### NG120/NG240 shaft selection



Item code	Designation	Price €
<b>14 010 200 EN</b>	Magnetic NG120/NG240 selection assembly + mechanics comprising 2 FAI/FAS monostable magnetic fingers + 2 AGB/AGH bistable magnetic fingers + 2 limit switches (extreme + inspection)	
<b>14 922 901 EN</b>	12-level optical + mechanical NG120/NG240 selection assembly comprising shaft selection in car with all supports, 4 limit switches (extreme, top inspection, 2 decelerations), set of cams and shaft supports, string line and vanes	
<b>14 922 902 EN</b>	Additional levelling device and NG120/NG240 door zone assembly comprising supports, 3 magnetic fingers (levelling device + door zone), 300 mm magnets, door zone box	
<b>14 922 903 EN</b>	Absolute NG240 selection assembly (tape in addition) + mechanics comprising shaft selection in car with all supports, absolute sensor, 2 limit switches (extreme and top inspection), set of cams and shaft supports	

## Board


### QUICK INSTALL

	Item code	Price €		Item code	Price €
	Mother board Quick Install	<b>14 200 060</b>		Suitcase without Mobee (protectrice bag, Main charger & car charger)	<b>14 200 101</b>
	Mobee with charger / car / travelling case French version	<b>14 200 100</b>		Mobee car charger	<b>14 200 131</b>
	English version	<b>14 200 135</b>		Remote zigbee antenna (XBee module + antenna + cables)	<b>14 200 170</b>
	Deutch version	<b>14 200 137</b>		Mobee charger 220Vac	<b>14 200 132</b>
	Mobee programme French version	<b>14 200 102</b>			
	English version	<b>14 200 136</b>			
	Deutch version	<b>14 200 138</b>			

### NG240

	Item code	Price €		Item code	Price €
	Mother board NG240	<b>14 240 000</b>		NG240 / Quick Install update set by USB	<b>14 200 116</b>

### Sodivarlift

	Item code	Price €
	Interface board Sodilink V2 version (Sodivarlift)	<b>14 800 073</b>

## Board

### NG120

	Item code	Price €		Item code	Price €
	Mother board NG120			NG120 programming set	
	<b>14 800 003</b>			<b>14 800 014</b>	

### SC4/30

	Item code	Price €		Item code	Price €
	Mother board SodivarControl SC 4/30			EPROM board SC4/30	
	<b>14 800 101</b>			<b>14 800 075</b>	

### NG12 - NG02

	Item code	Price €		Item code	Price €
	NG120 tool set, transformer, wiring diagram for NG01 replacement board			Blank EEPROM for NG12/NG02 board/Pocket	
	<b>14 800 020</b>			<b>14 800 011 PV</b>	
	Set of replacement NG12 by NG120			EPROM for NG02 board	
	<b>14 465 000</b>			<b>38SO011EBEN03</b>	
	EPROM for NG12 board			Multiplex board NG02	
	<b>38SO011EBEN02</b>			<b>14 800 010</b>	
	Mother board NG02			EPROM flash pocket NG12-V4,23	
	<b>14 800 011 A</b>			<b>14 800 019</b>	




## Expansion / Remote board

### Quick Install

	Code article	Prix € HT		Code article	Prix € HT
	Car top board Quick Install (CA2 V1 - 00)	<b>14 200 080</b>		Quick Install main board replacement kit	<b>38SO051EBTB10</b>
	Quick Install relevering set	<b>14 200 107</b>		Landing board CAN Quick Install magnetic with lead with bip (CA3 V0 - 01)	<b>14 200 090</b>
	Quick Install retiring cam DC set	<b>14 200 114</b>		Landing board Light	<b>38SO011P00003</b>
	Quick Install automatic 3Ph door set	<b>14 200 113</b>		Landing board extension Quick Install	<b>14 200 124</b>
	Quick Install U36 set 32 levels	<b>14 200 112</b>		Cam board Quick Install (CA6 V0 - 01)	<b>14 800 005</b>
	Landing start set Quick Install - 8 levels (CA10 V0-01)	<b>14 200 125</b>		Door board / contactor Quick Install	<b>14 800 016</b>
	Quick Install - 16 levels (CA10 V0-01)	<b>14 200 126</b>		U36 board Quick Install (CA9 V0-01)	<b>14 200 109</b>
	Quick Install - 24 levels (CA10 V0-01)	<b>14 200 127</b>			
	CCAN landing board with magnet bonnet with beep Quick Install light	<b>38SO011EBBJ00</b>		8 outputs alarm report set Quick Install	<b>14 200 117</b>


## Expansion / Remote board

### Quick Install

	Code article	Prix € HT		Code article	Prix € HT
	Card adjournment alarms / ignition landing 8 infos Quick Install (CA10 VO-01)	<b>14 200 118</b>		Expansion card 8 I/O for color display	<b>3850011P00008</b>
	Position card & AUX 5 NG02/NG12/NG120/QI/NG240 (MEAF95A)	<b>14 800 011 Q</b>			

## Expansion / Remote board





### NG240

	Item code	Price €		Item code	Price €
	Cam board NG240			Power supply board 24 vcc NG240	
	<b>14 800 005</b>			<b>14 800 013</b>	
	Door board / contactor NG240			8 outputs alarm board/landing start NG240	
	<b>14 800 016</b>			<b>14 200 119</b>	
	Extension board 8 inputs/outputs button for motherboard, CAN indicator, CAN interface board			NG240 retiring cam set Dc	
	<b>49 363</b>			<b>38S0032P00003</b>	
				NG240 retiring cam set Ac	
				<b>38S0032P00004</b>	
	Expansion card 8 I/O for NG240			3Ph door set + injection NG240	
	<b>62 316</b>			<b>38S0032P00001</b>	
	Hydraulic board various power pack NG240			Connector bag kit for work site kit	
	<b>14 240 100</b>			<b>14 465 011</b>	
	VVVF bus board set NG240			Door card VVVF & BUS NG240 (M130033)	
	<b>38S0032P00002</b>			<b>M130033</b>	
				Posirtion card & AUX 5 NG02/NG12/NG120/QI/NG240	
				<b>14 800 011 Q</b>	

## Expansion / Remote board

### SC4/30

(\*) Presented photo

	Item code	Price €	Item code	Price €
	3Ph cam board SC 4/30 (*)		Single phase cam board SC4/30 (*)	
	<b>14 800 111</b>		<b>14 800 112</b>	
	3Ph brake board SC 4/30		Single phase brake board SC4/30	
	<b>14 800 102</b>		<b>14 800 103</b>	
	Single phase door bus/ autonomous board SC 4/30 (*)		3Ph door auto + injection board SC 4/30 + wiring diagram + cable (*)	
	<b>14 800 107</b>		<b>14 800 104</b>	
	3VF door board SC 4/30		Single phase door board + wiring diagram + cable	
	<b>14 800 109</b>		<b>14 800 105</b>	

### NG120

	Item code	Price €	Item code	Price €
	Cam board NG120		NG120 Brake power board / VF	
<b>14 800 005</b>		<b>14 800 004</b>		
	Door board / contactor NG120		NG120 retiring cam set Dc	
<b>14 800 016</b>		<b>14 200 106</b>		
	LC board/ Bus door VVVF NG120		NG120 automatic 3Ph door set	
<b>14 800 008</b>		<b>14 200 105</b>		
	Power supply board 24 vcc NG120		NG120 relevelling set	
<b>14 800 013</b>		<b>14 200 108</b>		
	NG120 hydraulic board kit		Posirion card & AUX 5 NG02/NG12/NG120/QI/NG240 (MEA F 115A)	
<b>14 800 018</b>		<b>14 800 011 Q</b>		

## Expansion / Remote board

### NG12 - NG02

	Item code	Price €		Item code	Price €
	Interface board 3VF ATV2 (replace ATV1)	<b>14 800 007</b>		Light board NG12	<b>14 800 011 H</b>
	Serial board I422 (NG12)	<b>14 000 009</b>		Serial board TOC	<b>14 800 011 I</b>
	Position board AUX5 (NG12/NG120/NG02)	<b>14 800 011Q</b>		Serial board COMX	<b>14 800 011 K</b>
	Light board NG02 24 floors	<b>14 800 009</b>		Multiplex board NG02	<b>14 800 010</b>
	Item code	Price €		Item code	Price €
	Single rectifier board	<b>14 800 190</b>		Double rectifier board	<b>14 800 200</b>

## Expansion / Remote board

### Pre-wiring and traditional cable

	Item code	Price €		Item code	Price €
	Magnetic push button box connexion with lead (without BIP) PRE-WIRING NG12 - SC 4/30			Magnetic push button box connexion with lead (with bip) PRE-WIRING SC 4/30	
	<b>14 025 200</b>			<b>14 025 205</b>	
	Junction box magnetic push button with lead (no bip) TRADITIONAL CABLE NG12 / NG120 / SC 4/30			Junction box magnetic push button with lead (with bip) TRADITIONAL CABLE NG12 / NG120 / SC 4/30	
	<b>14 801 030</b>			<b>14 801 040</b>	
	Junction box magnetic push button with lead <b>with bip</b> <b>Universal connection</b>			Landing board CAN Quick Install with lead <b>with bip</b>	
	<b>14 801 041</b>			<b>14 200 090</b>	
	Box protection lead for landing wiring			RA2 board through opening PRE-WIRING	
	<b>14 025 210</b>			<b>14 801 060</b>	
	AC junction board shaft Push button in controller PRE-WIRING SC 4/30			TCP board car top 24Vdc PRE-WIRING SC 4/30	
	<b>14 801 025</b>			<b>14 801 050</b>	
	TP car top board PRE-WIRING SC 4/30			SS board car top SAFETY SC 4/30	
	<b>14 801 035</b>			<b>14 801 045</b>	
	02A car top board ACCESS B PRE-WIRING SC 4/30			Interface shunt board for push button box without buzzer SC4/30 / NG12 / NG120 / QI	
	<b>14 801 055</b>			<b>14 801 015</b>	
	Interface shunt board for push button box with buzzer SC4/30 / NG12 / NG120 / QI				
	<b>14 801 010</b>				

## Inverter

Standard adaptable kit and availability on request.  
Exchange within 24 to 48 h (working days)

### Inverters



ATV 66



ATV 58



ATV 71

### AVAILABILITY AND PRICE ON REQUEST



Item code	Description	Price €
14 200 600	Filter VF FUJI 5,5 kW - 400V	
14 200 601	Filter VF FUJI 7,5 & 11 kW - 400 V	
14 200 602	Filter FUJI 15 kW - 400 V	
14 200 603	Filter FUJI 5,5 - 7,5 - 18,5 & 22 kW - 230 / 400 V	
14 200 604	Filter FUJI 30 kW - 400 V	
58737	Resistance VF FUJI 96Ω 1, 5kW for VF 4kw	
14 300 420	Resistance VF FUJI 47Ω 1,5 kW for VF 5,5/7,5 kw	
14 300 410	Resistance VF FUJI 24Ω 3 kW for VF 11/15 kw	
14 300 400	Resistance VF FUJI 18Ω 4,5 kW for VF 18,5/22 kw	



Item code	Price €
14 300 810	



Item code	Price €
14 300 800	



FUJI inverter pocket	
14 260 100	



ATV58 fan 4 to 15 kW	
14 200 965 U	



ATV58 inverter pocket	
14 200 975	



Resistance for 7.5kW to 15kW regenerator	
50905	



FUJI board Endat encoder for synchronous/Gearless motor	
60063	



Mono filter 220V for 2,2kW EPCOS	
45404	

## Inverter

FUJI frenic lift inverter kit - Soft SODIMAS SD version.  
New replacement.  
Comes with Pocket, 5 VDC encoder board (for closed loop)  
or SIN COS board + LEAFLETS



FUJI

Item code	Description	Price €
<b>30SO021EBGZ02</b>	FUJI 4 KW synchronous VF kit	
<b>14300605K</b>	FUJI 5.5 KW open loop VF kit	
<b>14300605FK</b>	FUJI 5.5 KW closed loop VF kit	
<b>14300605SK</b>	FUJI 5,5 KW synchronous sin/cos VF kit	
<b>14300607K</b>	FUJI 7.5 KW open loop VF kit	
<b>14300607FK</b>	FUJI 7.5 KW closed loop VF kit	
<b>14300607SK</b>	FUJI 7,5 KW synchronous sin/cos VF kit	
<b>14300611K</b>	FUJI 11 KW open loop VF kit	
<b>14300611FK</b>	FUJI 11 KW closed loop VF kit	
<b>14300611SK</b>	FUJI 11 KW synchronous sin/cos VF kit	
<b>14300615K</b>	FUJI 15 KW open loop VF kit	
<b>14300615FK</b>	FUJI 15 KW closed loop VF kit	
<b>14300615SK</b>	FUJI 11 KW synchronous sin/cos VF kit	
<b>14300618K</b>	FUJI 18 KW open loop VF kit	
<b>14300618FK</b>	FUJI 18.5 KW closed loop VF kit	
<b>14300618SK</b>	FUJI 18,5 KW synchronous sin/cos VF kit	
<b>14300622K</b>	FUJI 22 KW open loop VF kit	
<b>14300622FK</b>	FUJI 22 KW closed loop VF kit	
<b>14300622SK</b>	FUJI 22 KW synchronous sin/cos VF kit	
<b>14300630K</b>	FUJI 30 KW open loop VF kit	
<b>14300630FK</b>	FUJI 30 KW closed loop VF kit	
<b>14300630SK</b>	FUJI 30 KW synchronous sin/cos VF kit	

## Ventilators FUJI

Code article	Désignation	kW	Prix € HT
<b>38SO022E00001</b>	Lot of ventilators for VVVF FUJI 220V	<b>2,2</b>	
<b>38SO022E00002</b>	Lot of ventilators for VVVF FUJI 380V	<b>4</b>	
<b>38SO022E00003</b>	Lot of ventilators for VVVF FUJI 380V	<b>5,5</b>	
<b>38SO022E00004</b>	Lot of ventilators for VVVF FUJI 380V	<b>7,5</b>	
<b>38SO022E00005</b>	Lot of ventilators for VVVF FUJI 380V	<b>11</b>	
<b>38SO022E00006</b>	Ventilators for VVVF FUJI 380V	<b>15</b>	
<b>38SO022E00007</b>	Ventilators for VVVF FUJI 380V	<b>18,5</b>	
<b>38SO022E00008</b>	Ventilators for VVVF FUJI 380V	<b>22</b>	
<b>38SO022E00009</b>	Lot of ventilators for VVVF FUJI 380V	<b>30</b>	
<b>38SO022E00010</b>	Lot of ventilators for VVVF FUJI 380V	<b>37</b>	
<b>38SO022E00011</b>	Lot of ventilators for VVVF FUJI 380V	<b>45</b>	

## Transformer

	Item code	Price €		Code article	Prix € HT
	Transformer SC4/30 (XS)			Transformer for 300VA 230V / 110V-124V MEDIUM 2 / NG240	
	<b>14 801 075</b>			<b>38SO041P00001</b>	
	Transfo 600VA kit NG120 / NG240 / Quick Install - S1 - S2 56 - 124 - 400 V			Toric transformer 400 VA S1-2 56-12	
	<b>14 801 150</b>			<b>38SO041P00002</b>	
	Transfo 600VA kit multi voltage NG120 / NG240 / Quick Install S1 - S2 69 - 91 - 141 - 165 - 183 V				
	<b>14 801 160</b>				



## Relay / Switch




	<b>Code article</b>	<b>Prix € HT</b>		<b>Code article</b>	<b>Prix € HT</b>
	Relais Phases control				Switchr TETRAPOLAIRE 12A 1F+10 110VDC
	<b>14 800 124</b>			<b>19 835</b>	



Item code	Designation	Price €
<b>08 200 094</b>	Relay 48 VDC 8 pins	
<b>08 200 085</b>	Relay 48 VDC 11 pins	
<b>08 200 093</b>	Relay 110 VDC 11 pins	
<b>08 200 132</b>	Relay 110 VDC 8 pins	
<b>08 200 092</b>	Relay 220 VAC 8 pins	











## Material - Inspection box

(\*) Presented photo






	Item code	Price €		Item code	Price €	
	Complete maintenance box (black) - black lid - French power socket (magnetized)	<b>14 006 820</b>		Complete maintenance box (magnetized) French power socket	<b>14 006 810</b>	
	Machine room reset box (magnetized)	<b>14 006 890</b>		Maintenance box (magnetized) pre-wired (1,5 m)	<b>14 007 050 K</b>	
	STOP pit box 2NC	<b>14 006 830</b>		STOP pit box - French power socket - Luminous push button LED 220V	<b>14 006 801</b>	
	Power socket for pit box - inspection	<b>14 006 860</b>		Module LED 24 vdc (*)	<b>14 006 880</b>	
	Power socket Europe Shuko Dim 49440			Module LED 220 vdc		<b>14 006 870</b>
	Power Socket UK BS 1363			Contact NC (Pizzato) (*)		
	Power Socket Switzerland SEV 6535			Contact NO (Pizzato)		<b>14 010 010</b>
	Inspection box 50 terminals	<b>14 007 006</b>		Push button telephone	<b>14 006 925</b>	

## Miscellaneous controller electrical elements





(\*) Presented photo

	Item code	Price €		Item code	Price €
	Connector kit for NG120 board	<b>14 465 010</b>		Mobee car charger	<b>14 200 131</b>
	NG120 fuse set	<b>14 790 020</b>		Remote zigbee antenna (XBee module + antenna + cables)	<b>14 200 170</b>
	NG240 fuse set	<b>14 790 040</b>		Mobee charger 220Vac	<b>14 200 132</b>
	220V charger for 72VDC battery	<b>32406</b>		Camera + screen + 10 m cable for cabinet	<b>60556</b>
	Multi-voltage Emergency brake control box	<b>BST00000000090</b>		Replacment kit UPS 600VA by 1200VA	<b>38SO981EBTR00</b>
	Card adapter RS232 UPS	<b>38SO091P00080</b>			
	<b>Code article</b>	<b>Désignation</b>			<b>Prix € HT</b>
	<b>14 300 135</b>	UPS 220V 800VA			
	<b>38SO981P00009</b>	UPS Idialog 1200VA 230V			
	<b>38SO980P00002</b>	UPS Idialog 220V 1600VA			
	<b>38SO981P00007</b>	UPS VST 230V 800VA pour Solimax			
	<b>38SO981P00008</b>	UPS VST 230V 1500VA pour Solimax			

## Miscellaneous controller electrical elements

	Item code	Price €		Item code	Price €
	Rectifier S4 (Sodiciel /Vmotion) for K6/K7 brake			Disruptor safety chain 0.5A	
	<b>01 700 100</b>			<b>14 270 050</b>	
				Disruptor safety chain 1 A	
				<b>14 270 100</b>	
	35A rectifier bridge with terminal lugs				
	<b>14 800 126</b>				
	Fuse set SC4/30 + special fuse			Fuses set NG12	
	<b>14 790 001</b>			<b>14 790 010</b>	


### Option car CAN NG240

	Item code	Price €		Item code	Price €
	4 inch CAN indicator cover kit with voice synthesis, gong and L/S + button cables for 12 levels			Face plate indicator kit LCD color 4"CAN with synthesis speech, gong & loudspeakers + cables buttons for 12 levels	
	<b>16 414 150</b>			<b>38S0982EBDQ00</b>	
	CAN interface board kit to fix inside the existing COP with button cables for 12 levels			Car CAN interface board	
	<b>16 414 160</b>			<b>56 558</b>	
	CAN interface board kit in car top box with button cables for 12 levels			Extension board 8 inputs/outputs button for motherboard, CAN indicator, CAN interface board	
	<b>16 414 170</b>			<b>49 363</b>	



 **WIRING**

PRICE LIST 2016





## NG240 Standard Wiring

Inter-level 3 meters / 1 access / Without trunking

### Well pipe

#### Top motor room

#### Bottom motor room

Item code	Description	Price €	Item code	Description	Price €
39SO030P00001	Well pipe NG240- 2nx		39SO030P00012	Well pipe NG240- 2nx	
39SO030P00002	Well pipe NG240- 3nx		39SO030P00013	Well pipe NG240- 3nx	
39SO030P00003	Well pipe NG240- 4nx		39SO030P00014	Well pipe NG240- 4nx	
39SO030P00004	Well pipe NG240- 5nx		39SO030P00015	Well pipe NG240- 5nx	
39SO030P00005	Well pipe NG240- 6nx		39SO030P00016	Well pipe NG240- 6nx	
39SO030P00006	Well pipe NG240- 7nx		39SO030P00017	Well pipe NG240- 7nx	
39SO030P00007	Well pipe NG240- 8nx		39SO030P00018	Well pipe NG240- 8nx	
39SO030P00008	Well pipe NG240- 9nx		39SO030P00019	Well pipe NG240- 9nx	
39SO030P00009	Well pipe NG240- 10nx		39SO030P00020	Well pipe NG240- 10nx	
39SO030P00010	Well pipe NG240- 11nx		39SO030P00021	Well pipe NG240- 11nx	
39SO030P00011	Well pipe NG240- 12nx		39SO030P00022	Well pipe NG240- 12nx	

### Travelling cable (without bracket)

#### Top motor room

#### Bottom motor room

Item code	Description	Price €	Item code	Description	Price €
39SO040P00002	Travelling cable NG240- 2nx		39SO040P00013	Travelling cable NG240- 2nx	
39SO040P00003	Travelling cable NG240- 3nx		39SO040P00014	Travelling cable NG240- 3nx	
39SO040P00004	Travelling cable NG240- 4nx		39SO040P00015	Travelling cable NG240- 4nx	
39SO040P00005	Travelling cable NG240- 5nx		39SO040P00016	Travelling cable NG240- 5nx	
39SO040P00006	Travelling cable NG240- 6nx		39SO040P00017	Travelling cable NG240- 6nx	
39SO040P00007	Travelling cable NG240- 7nx		39SO040P00018	Travelling cable NG240- 7nx	
39SO040P00008	Travelling cable NG240- 8nx		39SO040P00019	Travelling cable NG240- 8nx	
39SO040P00009	Travelling cable NG240- 9nx		39SO040P00020	Travelling cable NG240- 9nx	
39SO040P00010	Travelling cable NG240- 10nx		39SO040P00021	Travelling cable NG240- 10nx	
39SO040P00011	Travelling cable NG240- 11nx		39SO040P00022	Travelling cable NG240- 11nx	
39SO040P00012	Travelling cable NG240- 12nx		39SO040P00023	Travelling cable NG240- 12nx	

### Machine room pipe

### Car roof unit + BAB kit retained

Item code	Description	Price €	Item code	Description	Price €
39SO010P00001	Machine room pipe VF 5,5 kW		33SO982P00001	Pre-wired car roof unit (wiring, BR, BC, BLS, siren, etc.)	
39SO010P00002	Machine room pipe VF 7,5 kW				
39SO010P00003	Machine room pipe VF 11 kW		16 414 170	CAN NG240 interface kit in box + 12-level wiring	
39SO010P00004	Machine room pipe Oléo/2V-25A				
39SO010P00005	Machine room pipe Oléo 40 amp				

## Travelling cable



Range of traveling cable (\*)  
Specific cable for lift - Self-supported length 50 m. maxi  
(for length > 50m, cable with integrated steel support on request)

Item code	Designation	Price € Drum of 500 m	Price € Per meter cut
<b>39SO041P00001</b>	30G 0,75 + 2 shielded wires - flat		
<b>14 011 100</b>	24G 0,75 - flat		
<b>14 011 108</b>	24G 0,75 + 2 shielded wires - flat		
<b>14 011 090</b>	24G 1 - 19,4 mm diameter - Round cable		

Item code	Designation	Prix € HT Drum of 1000 m	Price € Per meter cut
<b>14 011 103</b>	12G 0,75		
<b>14 011 106</b>	6G 0,75 with earth		
<b>12 220 097</b>	Phone cable 4 x 0,22		

Item code	Price €	Item code	Price €
	Travelling cable bracket 90 mm width <b>39SO040P0001</b>		Clamping wedge support <b>14 011 204</b>

	Round cable $\varnothing$ 21 mm suspension device <b>14 011 190</b>		Straight suspension device L= 600 mm <b>14 011 199</b>
	Straight suspension device on car <b>14 011 201</b>		Straight suspension device L= 490 mm <b>14 011 200</b>

Item code	Price €
	Infra-red photocell support <b>14 000 950</b>
	Insert for round cable suspension device
<b>14 011 191</b>	$\varnothing$ 8
<b>14 011 192</b>	$\varnothing$ 16
<b>14 011 193</b>	$\varnothing$ 18

(\*) Considering fluctuation on this product, the price is for information only as it might change from time to time.

## Trunking

(\*) Presented photo




Trunking		
Item code	Designation	Price €
<b>In size of 2 m long</b>		
<b>21 810 406</b>	Opened trunking 40 x 60 mm (*)	
<b>21 810 407</b>	Same as above in black color 40 x 60 mm	
<b>21 810 611</b>	Closed trunking 60 x 110 mm	
<b>21 810 250</b>	Closed trunking 30 x 25 mm	
<b>21 810 252</b>	Trunking 25 x 30 mm	

## Miscellaneous wiring electrical elements

	Item code	Price €		Item code	Price €
	Connexion box steel 60 terminals 4 mm <sup>2</sup>			Connexion box plastic waterproof 44 terminals	
	<b>14 007 080</b>			<b>14 010 013</b>	
	Junction box with dominos			Connexion box 100 terminals waterproof IP55	
	<b>21 300 500</b>			<b>14 010 020</b>	

## Shaft electrical wiring

	Item code	Price €
	Swing door Quick Install junction module	
	<b>14 200 190</b>	
	Automatic door Quick Install junction module	
	<b>14 200 180</b>	



# HYDRAULIC SYSTEM

PRICE LIST 2016





## Hydraulic joints / Cylinder ram MORIS

(\*) Presented photo



Complete set of joints MORIS		
Item code	Diameter cylinder	Price €
<b>13 900 106</b>	Ø 60 mm (*)	
<b>13 900 105</b>	Ø 70 mm	
<b>13 900 112</b>	Ø 80 mm	
<b>13 900 107</b>	Ø 90 mm	
<b>13 900 110</b>	Ø 100 mm	
<b>13 900 111</b>	Ø 110 mm	
<b>13 900 115</b>	Ø 120 mm	
<b>13 900 116</b>	Ø 130 mm	
<b>13 900 108</b>	Ø 150 mm	
<b>13 900 109</b>	Ø 160 mm	
<b>13 900 113</b>	Ø 180 mm	



Non-return valve joint MORIS		
Item code	Description	Price €
<b>13 900 143</b>	Non-return valve joint tank 15/250 L (*)	
<b>13 900 144</b>	Non-return valve joint tank 300/650 L	
<b>13 900 200</b>	Set of 15/250L power pack joint	
<b>13 900 206</b>	Set of 300/650L power pack joint	

## HYDRONIC LIFT

Item code	Price €
Seal set for H300 HYDRONIC LIFT power pack	
<b>40SO010P00001</b>	

## Hydraulic pump unit parts MORIS

(\*) Presented photo

	Item code	Price €	Item code	Price €
	Star/delta valve + 48Vdc coil MORIS	<b>13 900 002</b>		Valve EB new design + coil 110 Vdc MORIS <b>13 800 890</b>
	Pre-heating resistor valve 50WA 220Vac MORIS	<b>13 900 119</b>		Valve EB 48Vdc + 12Vdc MORIS <b>13 800 901</b>
	4 insulations set hydro power pack CM-3 & CM MORIS	<b>13 900 160</b>		Valve EA old design + coil 48Vdc MORIS <b>13 900 011</b>
	4 insulations set hydro power pack CA-CAA-CG MORIS	<b>13 900 165</b>		Valve EB old design + coil 48Vdc MORIS <b>13 900 012</b>
	Valve EA monobloc valve MORIS	<b>13 800 800</b>		Screw No.20 with spring MORIS <b>13 900 015</b>
				Relay control TSG10 with rearming MORIS <b>13 900 102</b>
				Contact NO pressure switch + connexion "T" MORIS <b>13 900 128</b>
				Coil only 48Vdc MORIS <b>13 900 129</b>



## Hydraulic pump unit parts MORIS





(\*) Presented photo

	Item code	Price €		Item code	Price €	
	Input filter 55/650 L MORIS (*)			Crystal tube MORIS Ø 10 mm oil return (per meter)		
	<b>13 900 130</b>			<b>13 900 004</b>		
	Filter for pump MORIS 150 L				Straight union Ø 1"1/4 (*)	
	<b>13 900 132 A</b>				<b>13 500 004</b>	
Filter for pump 180/210 L			Straight union Ø 1"1/2			
<b>13 900 133</b>			<b>13 500 009</b>			
Filter for pump 300 L			Pump output union MORIS - 150 L (*)			
<b>13 900 132</b>			<b>13 500 010</b>			
	Coil 110 Vac MORIS			Pump output union MORIS - 1"1/2-1"1/4		
	<b>13 900 134</b>			<b>13 500 020</b>		
	Direct start valve MORIS 15/250 L			Y union MORIS Y 1"1/2-1"1/2-1"1/2 (*)		
	<b>13 900 255</b>			<b>13 500 200</b>		
	Star/delta valve MORIS 15/250 L (*)			Y union Y 1"1/2-1"1/4-1"1/4		
	<b>13 900 260</b>			T union 1"1/4 output valve (*)		
	Start valve 300/650L			<b>13 902 105</b>		
	<b>13 900 280</b>			T union 1"1/2 output valve		
	Double coil down/emergency 48Vdc + 12Vdc MORIS			<b>13 902 108</b>		
	Hand pump MORIS			Output cylinder union male 1"1/2 femelle 1"1/4 MORIS		
	<b>13 900 329</b>			<b>13 901 075</b>		
	Oil cooler MORIS + thermostat + predisposition			Soupape parachute MORIS 1"1/4		
	<b>type 5/10</b>			<b>13 300 099</b>		
	<b>type 20</b>			Rupture valve 1"1/2 (*)		
	<b>type 30</b>			<b>13 300 100</b>		


## Hydraulic pump unit parts MORIS

(\*) Presented photo

Item code	Designation	Price €
<b>Motors oléo ELMO</b>		
	<b>13 800 814</b> 10.5 CV 380/660 shaft pump Ø 19	
	<b>13 800 713</b> 13 CV T380/660 DH : */Triangular pump Ø 19	
	<b>13 800 716</b> 16 CV T380/660 DH : */Triangular pump Ø 19 (*)	
	<b>13 800 720</b> 20 CV T380/660 DH : */Triangular pump Ø 19	
	<b>13 800 806</b> 20 CV T380/660 DH : */Triangular pump Ø 32	
	<b>13 800 725</b> 25 CV T380/660 DH : E*/Triangular pump Ø 32	
	<b>13 800 730</b> 30 CV T380/660 DH : */Triangular pump STD	
	<b>13 800 740</b> 40 CV T380/660 DH : */Triangular pump Ø 32	
	<b>13 800 750</b> 50 CV T380/660 DH : */Triangular pump Ø 32	
	<b>13 800 780</b> 80 CV T380/660 DH : */Triangular pump Ø 32	
	<b>13 800 820</b> Coupling flange kit for motor/pump M321522CA (for motor 13 to 40 CV and pump since to 180L)(*)	

Item code	Price €	Item code	Price €
	Distributor 150 L 3 valves 48 VCC MORIS New model		Adaption kit and connection for former valve model 1" 1/4 150L - MORIS
<b>13 900 211</b>		<b>13 500 001</b>	
	Distributor 125 L 3 valves 48 VCC MORIS		Adaption kit and connection for former valve model 1" 1/2 180 to 380L - MORIS
<b>13 900 210</b>		<b>13 500 002</b>	
	Distributor 150 L 3 valves 48 VCC MORIS Old model		Pressure-gauge MORIS
<b>40SO022P00001</b>		<b>13 900 118</b>	

## Hydraulic pump unit parts HYDRONIC LIFT

	Item code	Price €		Item code	Price €
	Screw n°4 thermojet HYDRONIC power pack			Pressure-gauge HYDRONIC LIFT	
	<b>13 900 017</b>			<b>40SO990P00001</b>	
	HYDRONIC LIFT 300 valve set from 50 to 270 liter/mn complete with valve And overpressure detector				
	<b>On request</b>				

## Hydraulic flexible hose MORIS

(\*) Presented photo

Item code	Designation	Price €
-----------	-------------	---------

### Replacement silencer



<b>13 890 114 A</b>	Internal hose replacement 150 L + connection 1"-1 - MORIS (*)	
<b>13 890 114 B</b>	Internal hose replacement 180/380 L + connection 1" 1/2 - 1" 1/4 - MORIS	

### Flexible Hose 1"1/4 (32 mm) MORIS - Metric thread



<b>13 060 020</b>	1"1/4 Ø 32 mm L 2 m (CE)	
<b>13 060 030</b>	1"1/4 Ø 32 mm L 3 m (CE)	
<b>13 060 040</b>	1"1/4 Ø 32 mm L 4 m (CE)	
<b>13 060 050</b>	1"1/4 Ø 32 mm L 5 m (CE)	
<b>13 060 060</b>	1"1/4 Ø 32 mm L 6 m (CE)	
<b>13 060 070</b>	1"1/4 Ø 32 mm L 7 m (CE) (*)	
<b>13 060 080</b>	1"1/4 Ø 32 mm L 8 m (CE)	
<b>13 060 090</b>	1"1/4 Ø 32 mm L 9 m (CE)	
<b>13 060 100</b>	1"1/4 Ø 32 mm L 10 m (CE)	
<b>13 060 110</b>	1"1/4 Ø 32 mm L 11 m (CE)	
<b>13 060 120</b>	1"1/4 Ø 32 mm L 12 m (CE)	
<b>13 060 130</b>	1"1/4 Ø 32 mm L 13 m (CE)	
<b>13 060 140</b>	1"1/4 Ø 32 mm L 14 m (CE)	
<b>13 060 150</b>	1"1/4 Ø 32 mm L 15 m (CE)	

### Flexible Hose 1"1/2 (38 mm) MORIS - Metric thread

<b>13 080 030</b>	1"1/2 Ø 38 mm L 3 m	
<b>13 080 040</b>	1"1/2 Ø 38 mm L 4 m	
<b>13 080 050</b>	1"1/2 Ø 38 mm L 5 m	
<b>13 080 060</b>	1"1/2 Ø 38 mm L 6 m	
<b>13 080 070</b>	1"1/2 Ø 38 mm L 7 m	
<b>13 080 080</b>	1"1/2 Ø 38 mm L 8 m	
<b>13 080 090</b>	1"1/2 Ø 38 mm L 9 m	
<b>13 080 100</b>	1"1/2 Ø 38 mm L 10 m	
<b>13 080 110</b>	1"1/2 Ø 38 mm L 11 m	

## Oil for hydraulic pump unit



Item code	Designation	Price €
<b>13 001 002</b>	Drum 60 L ZS46	
<b>13 001 007</b>	Drum 60 L ZS68	



<b>13 000 999</b>	Drum 20 L ZS46	
<b>13 001 008</b>	Drum 20 L ZS68	

## Complete hydraulic pump unit MORIS



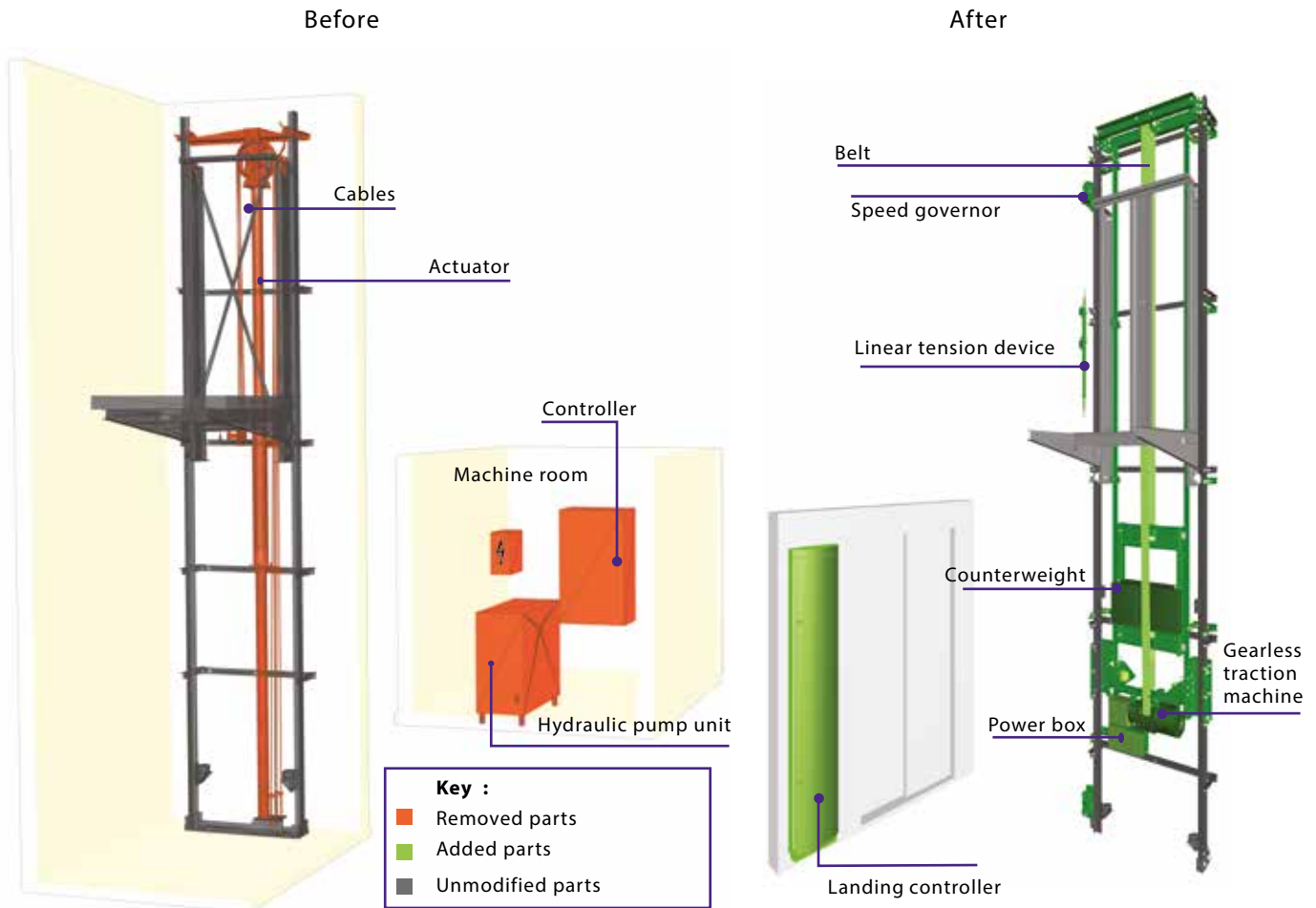
Item code	Designation	Price €
<b>13 902 100</b>	MORIS Hydro power pack - 16 CV 380 / 660 Y/D- 3 valves 48 vcc - 150 L (Nb : Oil to be added)	

## Miscellaneous hydraulic system electrical elements

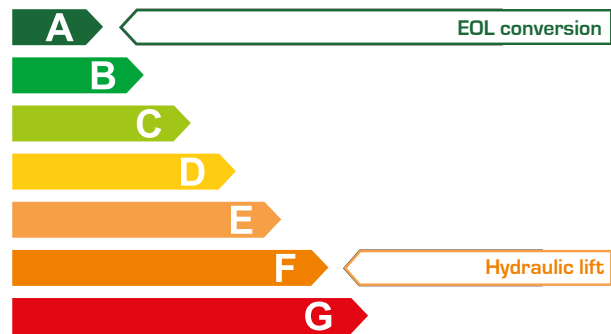
	Item code	Price €		Item code	Price €
	Oil heating resistor 400W + thermostat			Thermostat for oil cooler MORIS	
	<b>13 800 430</b>			<b>13 901 050</b>	

Désignation	Quantité	Prix € HT
Welded retention tank seals - Sheet steel 20/10 EZ + Primer paint dim 800 x 1000 mm - Height 250 mm	1	
Welded retention tank seals(quenches) - Sheet steel 20/10 EZ + Primer dim 1000 x 1200 mm - Height 400	1	

# EOL kit replacing hydraulic technology by new electric technology



Key features	
Speed	0,63 m/s
Maximum stroke	18 m
Number of start-ups	120
Power supply voltage	400 V three-phase
Motor power (Car for 8 people - 630 kg)	3 kw
Useful load	300 à 630 kg
Max. dead weight	750 kg



Classification according to reference VDI4707

Contact our sales department  
for a quick quote.

NB: certified kit



 **tools**

PRICE LIST 2015





















## Cleaning / Maintenance

	Item code	Price €		Item code	Price €
	Spray jamming cleaner WD40 500 ml			Spray contact cleaner	
	<b>20 400 000</b>			<b>20 400 120</b>	
	Satin galvanised 400 ml paint spray can			Spray paint 400 ml white shiny	
	<b>20 400 010</b>			<b>20 400 030</b>	
	Spray paint 400 ml galva shiny			Spray paint 400 ml yellow safety	
	<b>20 400 020</b>			<b>20 400 070</b>	
	Spray paint 400 ml black shiny			Spray paint 400 ml black glazed	
	<b>20 400 040</b>			<b>20 400 050</b>	
	Spray paint 400 ml blue RAL 5019			Spray paint 400 ml grey	
	<b>20 400 060</b>			<b>20 400 080</b>	
	Spray paint 250 ml yellow + flat brush 8 mm			Stainless steel cleaner Clean'ox + refill 500ml	
	<b>20 000 040</b>			<b>20 000 050</b>	
	Fire-resistant absorbant Pyrosol (45 L)			Guide Rail cleaner set (cleaning clothes, cleaning product for rails and plumbing line for rail)	
	<b>20 000 030</b>			<b>06 001 500</b>	

## Cleaning / Maintenance

	Item code	Price €		Item code	Price €
	Grease for bearing SN type 400 g	<b>02 800 055</b>		Box of 10 bags of rubble	<b>20 300 696</b>
	1 Kg soap ARMAGEL	<b>20 300 650</b>		1 Kg color rags	<b>20 300 698</b>
	Box of 80 mandarin fraganced wipes	<b>20 300 693</b>		Pair of Venitex handling gloves	<b>20 300 695</b>
	Grease cleaner SODICLEAN (5 L)	<b>20 300 005</b>		5,5 L bottle with pourer (oil sup)	<b>20 000 101</b>
	Special guide rail grease (container of 550 g)	<b>02 003 055</b>		10 L bottle with pourer (oil sup)	<b>20 000 102</b>
	Oil lubricant for WOLF rope 1 liter	<b>31SO992P00001</b>			


## Tools

	Item code	Price €		Item code	Price €
	46 Spanner			Guide rail tool / alignment	
	<b>20 000 200</b>			<b>20 010 012</b>	
	Brake unlocking clamp Babyfix Vmotion Be			Safety protection board* (3 articulated panels) Panel size : H 760 x L 1000 x Th 30 mm	
	<b>20 020 200</b>			<b>42SO012P00001</b>	
	Long unlocking key small triangle				
	<b>05 513 005</b>				
	Large triangular key				
	<b>14 009 002</b>				

## Tools

	Item code	Price €		Item code	Price €
	Mobee with charger / car / travelling case French version			Suitcase without Mobee (protectrice bag, Main charger & car charger)	
	<b>14 200 100</b>			<b>14 200 101</b>	
	English version				
	<b>14 200 135</b>				
	Mobee programme French version			NG240 / Quick Install update set by USB	
	<b>14 200 102</b>			<b>14 200 116</b>	
	English version				
	Mobee programme French version			NG120 programmation set	
	<b>14 200 136</b>			<b>14 800 014</b>	
	Deutch version				
	FUJI inverter pocket			Pocket programmation NG12/NG02	
	<b>14 260 100</b>			<b>14 900 000</b>	
	ATV58 inverter pocket			Temporary start up kit Quick Install / NG 120 / NG 240	
	<b>14 200 975</b>			<b>14 200 111</b>	
	Electronic tensionmeter			Extension 30 m provisional kit	
	<b>01 700 050</b>			<b>14 200 103</b>	
	75/90 mm electronic belt controller assembly MBT 1500			Mobee programmation set	
	<b>14 010 104 EN</b>			<b>14 200 129</b>	
	Pocket VVVF SODIMAS SO320 without cable			WIFI programming kit for QI/NG240	
	<b>38SO012P00001</b>			<b>38SO011EBEN04</b>	
				NG240 temporary operation adapter connector kit	
				<b>14 465 011</b>	

## Tools

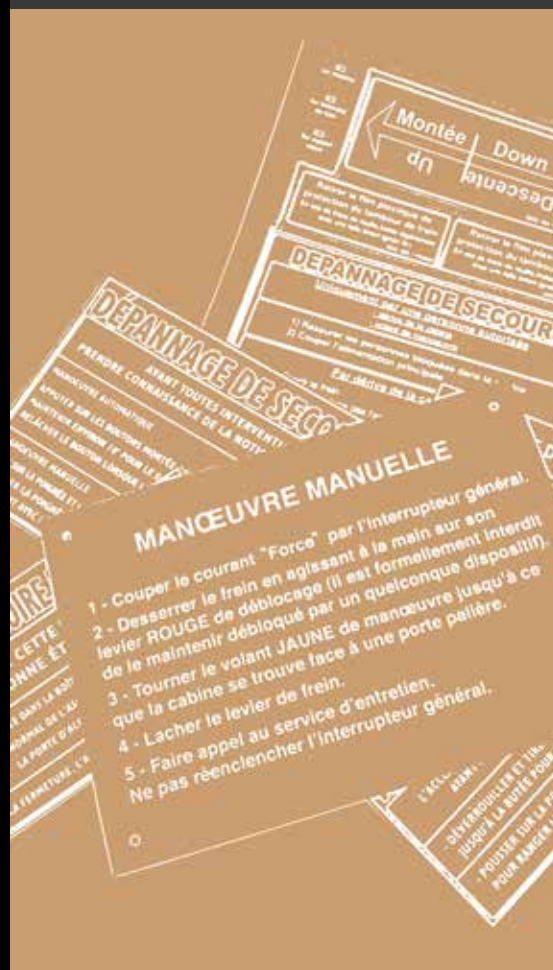
	Code article	Prix € HT		Code article	Prix € HT
		Tester of inductive loop			
	<b>42SO032P00001</b>				
		Tool of pre-tension belt VSpace			Tool support to work assembly VSpace2
	<b>42SO030E00001</b>			<b>42SO030E00002</b>	
		Tackle assembly 250 Kg			Kit overflow abutment FF360
	<b>1 800 200</b>			<b>2 360 260</b>	
		Kit extractor abutment FF360			Kit overflow abutment FF650
	<b>2 360 250</b>			<b>2 360 270</b>	
		Kit extractor abutment FF650			
	<b>2 360 265</b>				






# STICKERS

PRICE LIST 2016





## Display

	Item code	Price €		Item code	Price €
	12 232 374 UK			12 232 400	
	12 232 410			12 232 420	
	12 232 770			12 232 780	
	12 210 080			12 210 155	
	12 210 122			12 232 660	
	12 232 430			12 210 100	
	12 232 670			12 210 121 UK	
	12 208 100			27S0060P00002FR	



Item code	Price €
Manual release electric sticker	
<b>12 210 112</b>	



# STATEMENTS

PRICE LIST 2016





# Electrical modernisation kit SODELEM (1/4)

Customer ..... Tél. .... Fax. ....  
 ref. .... Buyer .....  
 Use  Public / Office / Hospital  Residential / School Quantity .....

## Characteristics

### Power supply

3 x 400 V :  50Hz  60Hz  3 x 230 VAC :  50Hz  60Hz

### Equipment

Rated load : ..... kg Speed : ..... m/s Roping :  1/1  2/1  4/1  
 Elec :  2 speeds  VVVF :  Asynchronous open loop  Asynchronous close loop :  Existing encoder type : .....  Encodeur to deliver  
 Synchronous close loop : .....  
 Hydraulic :  direct start-up  Star/delta ( $\lambda/\Delta$ ) start-up  Other : .....  
 Machine room:  Machine room above  machine room below :  with pulley room

### Power engine

..... CV / ..... Kw Nominal intensity : ..... A Brake / valves power supply : ..... V  AC  Vcc  3 ph P : ..... W

SAPB  Down collective ↓  full collective ↑↓  DDS  
 Duplex  Triplex  Quadruplex  .....

Entrance :  1  2 :  Selective opening  Same level / opposite

Nb of levels : ..... Travel : ..... m Shaft height : ..... m

Levels references : see page 2/4 to indicate

Releveling  Preopening door  Fire detection  Fireman operating type : .....

### Car door


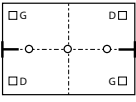
By contactor  Injection  
 VVVF drive  Brake  
 Folding / autonomous Brand / type : ..... Voltage : ..... V  
 Power supply : .....  
 Info cam : ..... Vcc

### Landing door

AUTO  swing door  Fixed cam  Reitering cam : .....  Vcc  VAC

NB : low voltage chain security 110 VAC - Bright 24 VC, 1,2 V

## Services

Control panel electric   Control panel electric *NG240*  
 Maintenance box  Door zone light kit  
 Positioning kit with sensor, mechanical Limit Switches , all brackets.  
 Magnetic sensor + LS  Optical sensor + LS  Brackets on guide rails  LS in shaft  
 Absolute encoder + LS  Absolute safe encoder SoLIMAX (QI)  Brackets onto wall  
 All electrical cabling (car, machineroom , shaft) + accessory  
 (inspection box, emergency battery, sirene, flat travelling cables, shaft wiring, pit stop, ...)  
 Shaft lighting :  Plug Flexled 3m 1200 lm  plugged in fluo 3,5 m T5 slim 1x28 W - 1,2 m  
 Main switch board (Icc 3kA)  Emergency lighting 60 lm Nb : .....  Machinery lighting 2x36 W Nb : .....  
 Safety edge + brackets  Electronic overload device Nb of ropes : ..... Ø of ropes : .....  
 Mechanical overload device F182 (x2)  
 Overspeed governor :  Right  Guard cover  Ø 200 mm  
 Left  Remote control 24/48V  Ø 300 mm  
 Up and down  
  
 Tension pulley on guide rails  linear tension device  Compact tension pulley TC 200/300  rope governor 6,3 mm

## observations and comments

.....  
 .....  
 .....

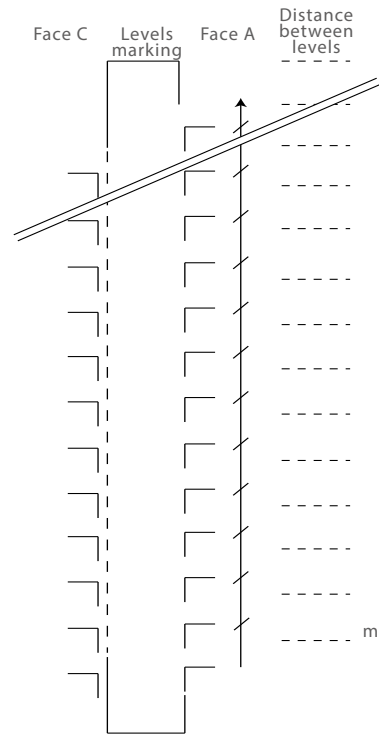
# Complementary form for wiring - SODELEM (2/4)

Customer .....

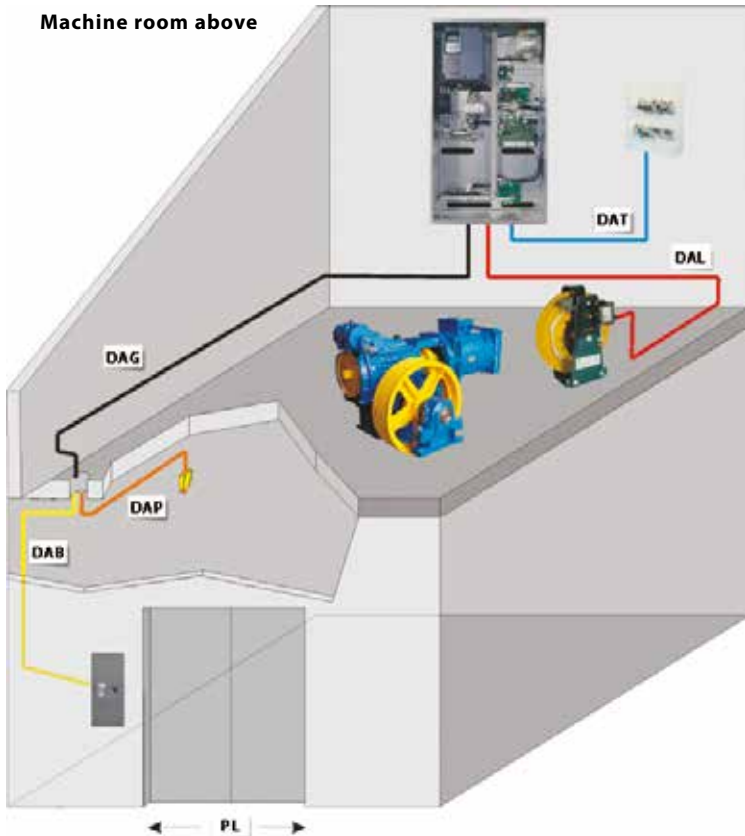
Ref. ....

Statement to be filled in

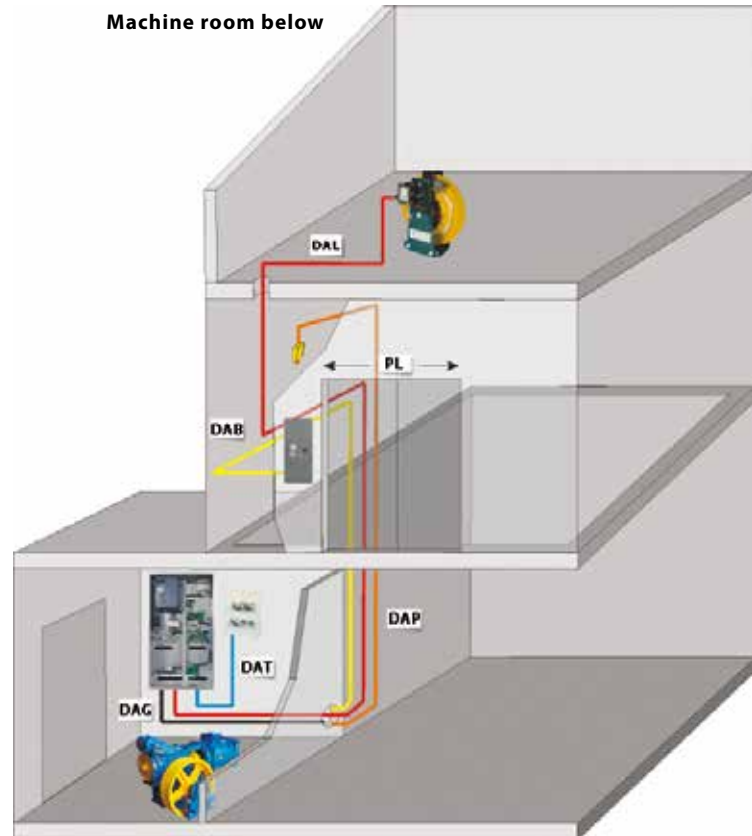
<b>DAT</b> (distance between control panel / main switch board)	.....
<b>DAG</b> (distance between control panel / shaft hole)	.....
<b>DAB</b> (distance between shaft hole / 1st button)	.....
<b>DAP</b> (distance shaft hole / flat travelling cables fixation)	.....
<b>DAL</b> (distance between control panel / speed governor)	.....
Shaft	Width : .....
	Depth : .....
Car	Width : .....
	Depth : .....
Clear opening door (PL)	.....
Headroom (height under slab)	.....
Pit	.....
Type of door opening	<input type="checkbox"/> Side <input type="checkbox"/> Central <input type="checkbox"/> Swing
Nota : wiring for motor 6 meters base <input type="checkbox"/> in option 10 meters	



Machine room above












Machine room below



## Electrical modernisation kit SODELEM Cop order form EN 81/70 (3/4)

<b>TO BE COMPLETED IF EXISTING CONTROLLER</b>					
Electronic controller	<input checked="" type="checkbox"/> oui	Brand	<input type="text"/>	Existing light voltage	
Relay controller	<input checked="" type="checkbox"/> non	Type	<input type="text"/>	<input type="checkbox"/> 24V	<input type="checkbox"/> 48V
Button with bus	<input checked="" type="checkbox"/> non			<input type="checkbox"/> AC	<input type="checkbox"/> DC

<b>BUTON</b>	<b>RANGE</b>	<input type="checkbox"/> Evolya Angel 	<input type="checkbox"/> Cyntra 	<b>INSTRUCTIONS</b>	DUTY LOAD : <input type="text"/>
	<input type="checkbox"/> Evolya Demon 	<input type="checkbox"/> Cyntra gold-tint brushed stainless steel 	TEL N° : <input type="text"/>		
	<input type="checkbox"/> Synia Angel 		CE N° : <input type="text"/>		CUSTOMER LOGO: <input type="checkbox"/> 
	<input type="checkbox"/> Synia Demon 	<input type="checkbox"/> Cyntra IP54 			INSTRUCTIONS TEL : <input type="checkbox"/> 
		<b>WATERPROOF</b>			

<b>LEVELS</b>																														
Designation levels																														
<table style="width:100%; text-align: center;"> <tr><td><input type="checkbox"/></td><td><input type="checkbox"/></td><td><input type="checkbox"/></td></tr> <tr><td><input type="checkbox"/></td><td><input type="checkbox"/></td><td><input type="checkbox"/></td></tr> <tr><td><input type="checkbox"/></td><td><input type="checkbox"/></td><td><input type="checkbox"/></td></tr> <tr><td><input type="checkbox"/></td><td><input type="checkbox"/></td><td><input type="checkbox"/></td></tr> <tr><td><input type="checkbox"/></td><td><input type="checkbox"/></td><td><input type="checkbox"/></td></tr> <tr><td><input type="checkbox"/></td><td><input type="checkbox"/></td><td><input type="checkbox"/></td></tr> <tr><td><input type="checkbox"/></td><td><input type="checkbox"/></td><td><input type="checkbox"/></td></tr> <tr><td><input type="checkbox"/></td><td><input type="checkbox"/></td><td><input type="checkbox"/></td></tr> <tr><td><input type="checkbox"/></td><td><input type="checkbox"/></td><td><input type="checkbox"/></td></tr> <tr><td><input type="checkbox"/></td><td><input type="checkbox"/></td><td><input type="checkbox"/></td></tr> </table>	<input type="checkbox"/>	<input type="checkbox"/>	<input type="checkbox"/>	<input type="checkbox"/>	<input type="checkbox"/>	<input type="checkbox"/>	<input type="checkbox"/>	<input type="checkbox"/>	<input type="checkbox"/>	<input type="checkbox"/>	<input type="checkbox"/>	<input type="checkbox"/>	<input type="checkbox"/>	<input type="checkbox"/>	<input type="checkbox"/>	<input type="checkbox"/>	<input type="checkbox"/>	<input type="checkbox"/>	<input type="checkbox"/>	<input type="checkbox"/>	<input type="checkbox"/>	<input type="checkbox"/>	<input type="checkbox"/>	<input type="checkbox"/>	<input type="checkbox"/>	<input type="checkbox"/>	<input type="checkbox"/>	<input type="checkbox"/>	<input type="checkbox"/>	<input type="checkbox"/>
<input type="checkbox"/>	<input type="checkbox"/>	<input type="checkbox"/>																												
<input type="checkbox"/>	<input type="checkbox"/>	<input type="checkbox"/>																												
<input type="checkbox"/>	<input type="checkbox"/>	<input type="checkbox"/>																												
<input type="checkbox"/>	<input type="checkbox"/>	<input type="checkbox"/>																												
<input type="checkbox"/>	<input type="checkbox"/>	<input type="checkbox"/>																												
<input type="checkbox"/>	<input type="checkbox"/>	<input type="checkbox"/>																												
<input type="checkbox"/>	<input type="checkbox"/>	<input type="checkbox"/>																												
<input type="checkbox"/>	<input type="checkbox"/>	<input type="checkbox"/>																												
<input type="checkbox"/>	<input type="checkbox"/>	<input type="checkbox"/>																												
<input type="checkbox"/>	<input type="checkbox"/>	<input type="checkbox"/>																												

<b>DIMENSIONS</b>		EXISTING COP : <input type="text"/> x <input type="text"/>		Assembly standard (glass polycarbonate) : <input type="checkbox"/>	
				Assembly vandal-resistant (glass stadip) - type 1 : <input type="checkbox"/>	
				- Type 2 : <input type="checkbox"/> *	
				Assembly waterproof IP54 : <input type="checkbox"/>	

<b>SURFACE MOUNTED COLUMN</b> W 220 thickness /35mm	<b>SURFACE MOUNTED COMPACT COLUMN</b> W 220 x H1060 mm thickness/35mm	<b>FLUSH MOUNTED FACE PLATE</b> W 130-180 -240 x H 900 th/ 3mm	<b>SURFACE MOUNTED COMPACT COLUMN</b>	<b>FINISH</b>
<input type="checkbox"/> stainless steel . 7" CAN display + voice announcer +gong with integrated lift instructions and overload . Evolya button ring Button Angel or Demon . 2 à 15 level (sk)	<input type="checkbox"/> stainless steel . 4" SAF/7" CAN display + voice announcer +gong and overload . 5" or 7" backlight . Evolya button ring Button Angel maxi 15 lev (sk) Demon maxi 15 lev (sk) Cyntra maxi 6 lev (sk) <input type="checkbox"/> brushed ss 304 <input type="checkbox"/> Palinato <input type="checkbox"/> Heather blue <input type="checkbox"/> brown sandblasted	<input type="checkbox"/> stainless steel . 4" SAF display + voice announcer +gong and overload . 5" or 7" backlight Evolya button ring Button Angel maxi 15 lev (sk) Demon maxi 15 lev(sk) Cyntra maxi 12 lev (sk)	<input type="checkbox"/> PMMA + aluminium profil . 7" web CAN display + voice announcer +gong with integrated lift instructions and overload Evolya button ring Button Angel maxi 10 lev Demon maxi 10 lev Cyntra maxi 15 lev . LED blue backlighting	<input type="checkbox"/> Brushed SS 304 <input type="checkbox"/> Gold-tint brushed ss <input type="checkbox"/> Chrome mirror-finish ss <input type="checkbox"/> gold mirror-finish ss <input type="checkbox"/> Black mirror-finish ss <input type="checkbox"/> Engraved ss <input type="checkbox"/> Lino stainless steel

<b>DIMENSION</b>	<b>DIMENSION</b>	<b>DIMENSION</b>	<b>DIMENSION</b>	<b>Intercom</b>
<b>Standard size</b> Evolya 2 à 15 lev <input type="checkbox"/> WIDTH H= 1900 A 2130 <b>220</b> x <input type="text"/> <b>Other dimension</b> <input type="text"/> x <input type="text"/>	<b>Standard size</b> Evolya 2 à 15 lev 220 x 1060 <input type="checkbox"/> Cyntra 2 à 6 lev 220 x 1060 <input type="checkbox"/> Option: 7" CAN display with integrated lift instructions <b>Other dimension</b> <b>220</b> x <input type="text"/>	<b>Standard size</b> Evolya 2 à 10 lev 180 x 900 <input type="checkbox"/> Evolya 11 à 15 lev 240 x 900 <input type="checkbox"/> Cyntra 2 à 12 lev 130 x 900 <input type="checkbox"/> <b>Other dimension</b> <input type="text"/> x <input type="text"/>	Evolya 2 à 10 lev <input type="checkbox"/> Cyntra 2 à 15 lev <input type="checkbox"/>	Car intercom: <input type="checkbox"/> Machinery handset: <input type="checkbox"/> Caretaker handset: <input type="checkbox"/> fireman box with intercom: <input type="checkbox"/>

<b>Profile for column</b>	<input type="checkbox"/> End cap (width 220) 	<input type="checkbox"/> Intégration with covering 	<input type="checkbox"/> Quarter round 	<input type="checkbox"/> Luminous quarter round 
Comment : <input style="width:100%;" type="text"/>				
*Only on flush mounted face plate, anchorage with screws without emergency lighting, without holes lot sond				

## Electrical modernisation kit SODELEM Cop order form EN 81/70 (4/4)

LANDING PUSH BUTTON	FLUSH MOUNTED FACE PLATE LANDING PUSH BUTTON EP/3MM														
	Evolya H185 <input type="checkbox"/> Logo Client <input type="checkbox"/> Various texts <input type="checkbox"/> Assembly vandal-resistant			Evolya H185 1bt + backlight 2"		Cyntra H185		Cyntra H185 1bt+ dot 2"		Synia H185		Cyntra IP54 H185		Evolya H175	
	QTY:	QTY:	QTY:	QTY:	QTY:	QTY:	QTY:	QTY:	QTY:	QTY:	QTY:	QTY:	QTY:	QTY:	
	DIMENSIONS														
	Standard size <input type="checkbox"/> 68 <input type="checkbox"/> 85 <input type="checkbox"/> 105			Standard size <input type="checkbox"/> 85		Standard size <input type="checkbox"/> 48 <input type="checkbox"/> 58 <input type="checkbox"/> 85		Standard size <input type="checkbox"/> 58		Standard size <input type="checkbox"/> 58		85 x 185 Minimum		97 x 175 only	
	Other dimension x			Other dimension x		Other dimension x		Other dimension x		Other dimension x		Other dimension x			
	SURFACE MOUNTED LANDING PUSH BUTTON - EP/25mm														
	Evolya 85 x 185 anchorage screws			Evolya 85 x 185 anchorage screws + 1 bt + dot 2" <input type="checkbox"/> Assembly vandal-resistant			Evolya 97 x 175 anchorage screws			Cyntra 85 x 185 anchorage screws			Synia 85 x 185 anchorage screws		
	QTY:	QTY:	QTY:	QTY:	QTY:	QTY:	QTY:	QTY:	QTY:	QTY:	QTY:	QTY:	QTY:	QTY:	
	<input type="checkbox"/> Studs <input type="checkbox"/> screws <input type="checkbox"/> screws + anchor <b>OPTION</b> <input type="checkbox"/> Indicator LED OOS <input type="checkbox"/> Presente LED indicator <input type="checkbox"/> By lock <input type="checkbox"/> By controller <b>KEY SWITCH</b> <input type="checkbox"/> 2p/1r <input type="checkbox"/> 2p/2r <input type="checkbox"/> With spring return (luminous) <b>FUNCTION :</b>						<b>FINITION</b> <input type="checkbox"/> Brushed stainless steel <input type="checkbox"/> Chrome mirror-finish stainless steel <input type="checkbox"/> Black mirror-finish stainless steel <input type="checkbox"/> **Engraved stainless steel <input type="checkbox"/> Gold-tint brushed Stainless teel <input type="checkbox"/> gold mirror-finish stainless steel <input type="checkbox"/> **Lino stainless steel ** finish available, only with flush mounted face plate								
LANDING FIXTURES	FLUSH MOUNTED FACE PLATE DISPLAY LANDING DISPLAY										ANCHORAGE				
	DOT 2" without gong H185		3" Color H185		4" Color H195		4" Color H175		3" Arrow H185		next departure indicator face plate on car pillar without gong H185		<input type="checkbox"/> Studs <input type="checkbox"/> screws <input type="checkbox"/> screw + anchor		
	QTY:	QTY:	QTY:	QTY:	QTY:	QTY:	QTY:	QTY:	QTY:	QTY:	QTY:	QTY:			
	Nvx:	Nvx:	Nvx:	Nvx:	Nvx:	Nvx:	Nvx:	Nvx:	Nvx:	Nvx:	Nvx:	Nvx:			
	DIMENSIONS										POSITION				
	STANDARD SIZE <input type="checkbox"/> 58 x 185		STANDARD SIZE <input type="checkbox"/> 85x185 <input type="checkbox"/> 105x185 <input type="checkbox"/> 115x185 (ATV) <input type="checkbox"/> 125x185(ATV)		STANDARD SIZE <input type="checkbox"/> 100 x 195		STANDARD SIZE <input type="checkbox"/> 97 x 175		STANDARD SIZE <input type="checkbox"/> 105 x 185		STANDARD SIZE <input type="checkbox"/> 40x 185		<input type="checkbox"/> Vertical <input type="checkbox"/> Horizontal		
	Other dimension x		Other dimension x		Other dimension x		Other dimension x		Other dimension x				<input type="checkbox"/> Gong landing <input type="checkbox"/> Assembly vandal-resistant		
	SURFACE BOX DISPLAY LANDING DISPLAY										OPTION STANDARD FINISH				
	DOT 2" without gong anchorage screw 85 x 185mm		3" color anchorage screw 178 x 130mm		4" Color anchorage screw 178 x 130mm		4" Color anchorage screw 175 x 97mm		3" arrow anchorage screw 178 x 130mm		<input type="checkbox"/> Brushed stainless steel <input type="checkbox"/> Gold-tint brushed Stainless teel <input type="checkbox"/> gold mirror-finish stainless steel				
	QTY:	QTY:	QTY:	QTY:	QTY:	QTY:	QTY:	QTY:	QTY:	QTY:					
Nvx:	Nvx:	Nvx:	Nvx:	Nvx:	Nvx:	Nvx:	Nvx:	Nvx:	Nvx:						
Comment :															

## Gear machine bedplate replacement kit

(1/6)

Customer  Contact  Tel.  Fax   
 Ref.  Mail  Date

**Existing equipment data sheet**

**INSTALLATION**

CU  Kg      PM  Kg      CPDS  Kg      VN  m/s      Travel  m.  
Payload      Car dead weight      Counterweight weight      Nominal speed      Number of floors  nx

Machineroom position     Above  Below  Below side  Other    If other :

Marque et modèle machine existante   

Ropping     1/1     2/1     Others    If others :       Number of return pulleys

**TRACTION**

Distance between ropes  mm.      Number of ropes       Ø ropes  mm

Compensation chain     YES     NO      Compensation chain weight  Kg

Traction pulley Ø  mm.      Deverting pulley Ø  mm.      Pas =  mm.  
 or     Convergent (MH)     Parallel (MB)       Reused       Changed

Drum Ø  mm.      Drum length  mm.      Free divertor pulley Ø  mm.  
 Right     Left       Reused       Changed

Type of grooves

**DRIVE**

Number of speeds     1     2      Voltage     230 3-phase     400 3-phase

Drive     VF open loop     VF close loop (encoder return)

Power  HP     KW      Motor speed :  RPM      IP Protection :

Number of starts / hour     90     120     180     240

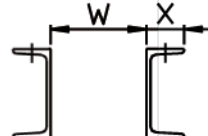
Brake voltage     48 V     110 V     Other :        DC     AC

**FRAME RETURN PULLEY (bottom motor room only)**      Draw a diagram

Return pulley 1 Ø  mm     Reused     Changed      Dimension W  mm    X  mm

Return pulley 2 Ø  mm     Reused     Changed      Dimension W  mm    X  mm

Return pulley 3 Ø  mm     Reused     Changed      Dimension W  mm    X  mm



**Service required**

GEAR ASSEMBLY

Gear machine type     Gear machine     Gearless     Synchronous motor     Asynchronous open loop     Close loop     Drum ratio

Gear machine model       REDUCTION GEAR       Sheave side     Right     Left

Motor power  HP     KW

Number of poles     4     4/16     6     6/24     Others    If other :

Number of starts/hour     90     120     180     240 D/H

Traction pulley Ø  mm      Grooves     Undercut     V      Angles     Undercut     V

or Ø drum  mm      Drum length  mm      Type of grooves     Convergent (MH)     Parallel (MB)

SUSPENSION

Number of ropes       Ropes Ø  mm      Type of ropes     Textile     Mixed     Metal     Non-rotating (drum)

Compensation chain     To be reused     To be replaced     To be eliminated

BED PLATE

Bed plate type     Standard     Special

Bed plate model     Flat     On legs     On sleeper walls     On existing bed plate

Deflexion pulley Ø  mm      Deflexion pulley     Independant     Integral

or free divertor pulley Ø  mm      Free divertor pulley axis     To be reused     To be replaced

Anchorage     Separated     Fixed     Welded     Existing anchorage

Supply     Danger point guard kit     Slack rope kit     Toe guard kit     Jack (bottom machine room)

*Important note: Requires dimensions to be added to the standard sketches attached + motor room measurements*      .../...

# Gear machine bedplate replacement kit

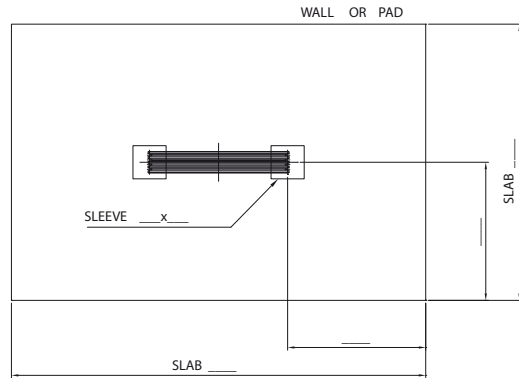
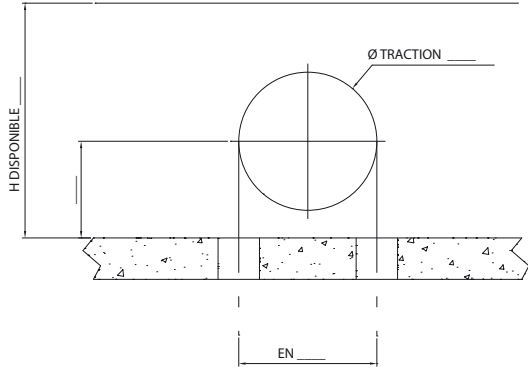
(2/6)

<input type="checkbox"/> <b>FRAME RETURN PULLEY</b>	
Frame return pulley 1 Ø <input type="text"/> mm <input type="checkbox"/> T234 ball bearing <input type="checkbox"/> T235 flange supports <b>Axe 1</b> <input type="checkbox"/> Standard <input type="checkbox"/> Special	
Frame return pulley 2 Ø <input type="text"/> mm <input type="checkbox"/> T234 ball bearing <input type="checkbox"/> T235 flange supports <b>Axe 2</b> <input type="checkbox"/> Standard <input type="checkbox"/> Special	
Frame return pulley 3 Ø <input type="text"/> mm <input type="checkbox"/> T234 ball bearing <input type="checkbox"/> T235 flange supports <b>Axe 3</b> <input type="checkbox"/> Standard <input type="checkbox"/> Special	
<input type="checkbox"/> <b>ACCESSORIES (Tick individually)</b>	
<b>SPEED GOVERNOR</b> <ul style="list-style-type: none"> <li><input type="checkbox"/> SPEED GOVERNOR Ø <input type="text"/> mm                             <input type="checkbox"/> Left <input type="checkbox"/> Right <input type="checkbox"/> Remote control</li> <li><input type="checkbox"/> GOVERNOR TENSION WEIGHT Ø <input type="text"/> mm                             <input type="checkbox"/> One way down <input type="checkbox"/> Two ways up &amp; down <input type="checkbox"/> With base plate</li> <li><input type="checkbox"/> GOVERNOR CABLE Ø 6 MM                             <input type="checkbox"/> Spring type <input type="checkbox"/> Counterweight type                             <input type="checkbox"/> On guide T <input type="checkbox"/> On guide O</li> <li><input type="checkbox"/> UNIVERSAL GOVERNOR GUARD + ACCESSORIES</li> </ul>	
<b>DRUM</b> <ul style="list-style-type: none"> <li><input type="checkbox"/> SLACK ROPE KIT</li> <li><input type="checkbox"/> POWER CUT SYSTEM (drum)                             <input type="checkbox"/> In shaft <input type="checkbox"/> On motor shaft</li> </ul>	
<b>ROPES</b> <ul style="list-style-type: none"> <li><input type="checkbox"/> SPREADER BEAM (drum)</li> <li><input type="checkbox"/> ROPE ANCHORAGE                             <input type="checkbox"/> Eye bolt <input type="checkbox"/> Wedges <input type="checkbox"/> Crimped <input type="checkbox"/> With spring (Counterweight side) Qty <input type="text"/> <input type="checkbox"/> Without spring (Car side) Qty <input type="text"/></li> </ul>	
<b>MACHINE ROOM SAFETY SYST</b> <ul style="list-style-type: none"> <li><input type="checkbox"/> Guard rail upright H = 1100 mm                             <input type="checkbox"/> Anchorage <input type="checkbox"/> Floor mounted <input type="checkbox"/> Side mounted Qty <input type="text"/></li> <li><input type="checkbox"/> Guard rail bar Lg = <input type="checkbox"/> 1 <input type="checkbox"/> 1,5 <input type="checkbox"/> 2 <input type="checkbox"/> 2,5 <input type="checkbox"/> 3 Qty <input type="text"/></li> <li><input type="checkbox"/> CLADDINGS H : 150 mm Lg = <input type="checkbox"/> 1 <input type="checkbox"/> 1,5 <input type="checkbox"/> 2 <input type="checkbox"/> 2,5 <input type="checkbox"/> 3 Qty <input type="text"/></li> <li><input type="checkbox"/> Lifting hook (1500 Kg) Qty <input type="text"/></li> <li><input type="checkbox"/> Maintaining swan neck <input type="checkbox"/> Floor mounted <input type="checkbox"/> Side mounted Qty <input type="text"/></li> <li><input type="checkbox"/> Machine room step Qty <input type="text"/></li> <li><input type="checkbox"/> Machine room emergency lighting Qty <input type="text"/></li> <li><input type="checkbox"/> Machine room lighting, 2 x 36 W Qty <input type="text"/></li> </ul>	
<b>MACHINE ROOM ACCESSIBIL</b> <ul style="list-style-type: none"> <li><input type="checkbox"/> Folding ladder for concrete bed 0.85 m Qty <input type="text"/></li> <li><input type="checkbox"/> Double ladder with hooks, 2.3 / 4m Qty <input type="text"/></li> <li><input type="checkbox"/> Folding ladder Lg = <input type="checkbox"/> 1,5 <input type="checkbox"/> 2,5 <input type="checkbox"/> 3 Qty <input type="text"/></li> <li><input type="checkbox"/> Fixed ladder, 2.27m + bracket Qty <input type="text"/></li> <li><input type="checkbox"/> Ladder hanging bar Qty <input type="text"/></li> <li><input type="checkbox"/> Chain ladder bracket Qty <input type="text"/></li> <li><input type="checkbox"/> Anti-vandal ladder bracket                             <input type="checkbox"/> Lock <input type="checkbox"/> Key-operated <input type="checkbox"/> Triangular key-operated Qty <input type="text"/></li> <li><input type="checkbox"/> Trap door balancing kit <input type="checkbox"/> Jack type <input type="checkbox"/> Balance weight type Qty <input type="text"/></li> <li><input type="checkbox"/> Trap door lock + contact + shunt Qty <input type="text"/></li> </ul>	
<b>PIT ACCESS</b> <ul style="list-style-type: none"> <li><input type="checkbox"/> Pit step</li> <li><input type="checkbox"/> Pit ladder, 2.5m + bracket</li> </ul>	
Comments or additional equipment : <div style="border: 1px solid black; height: 150px; width: 100%; margin-top: 5px;"></div>	
Sales : <input type="text"/>	Tel. <input type="text"/> Fax <input type="text"/>
Estimate number: <input type="text"/>	Transaction number: <input type="text"/> Date <input type="text"/>

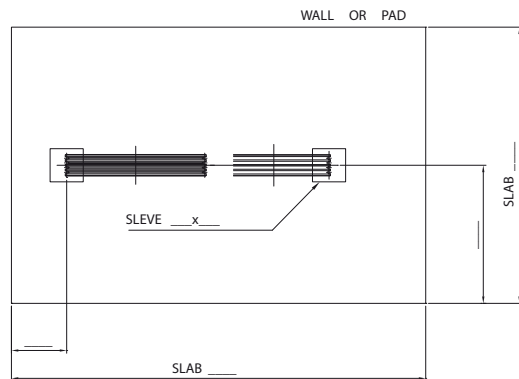
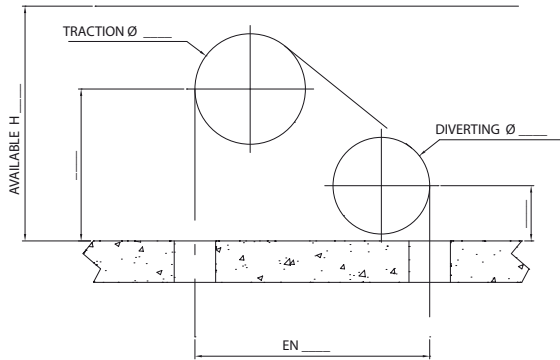
# Gear machine bedplate replacement kit

(3/6)

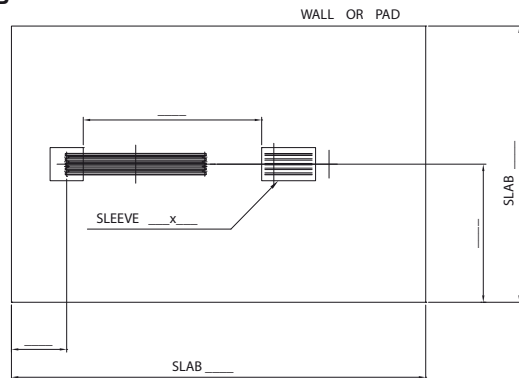
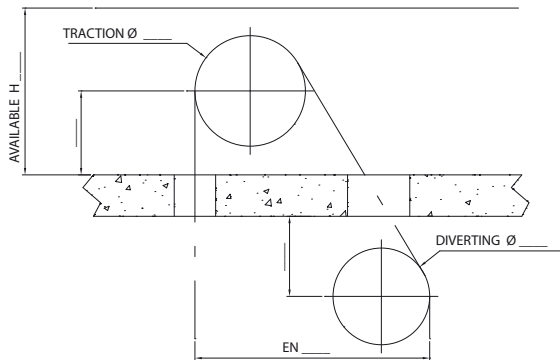
## DIRECT FALL ABOVE MACHINE ROOM



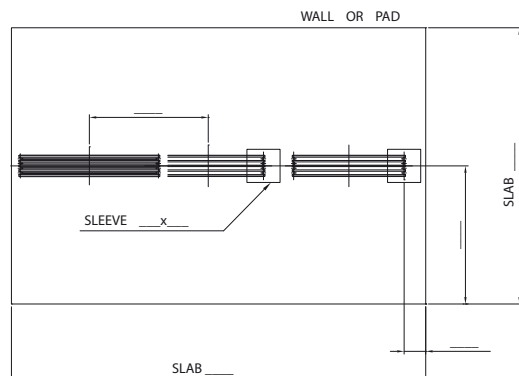
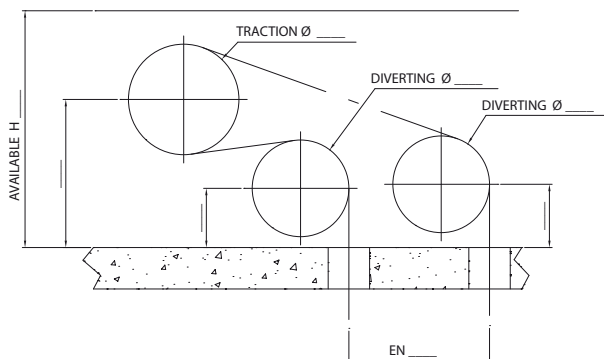
## MACHINE ROOM ABOVE WITH DIVERTING PULLEY ON SLAB



## MACHINE ROOM ABOVE WITH DIVERTING PULLEY UNDER SLAB



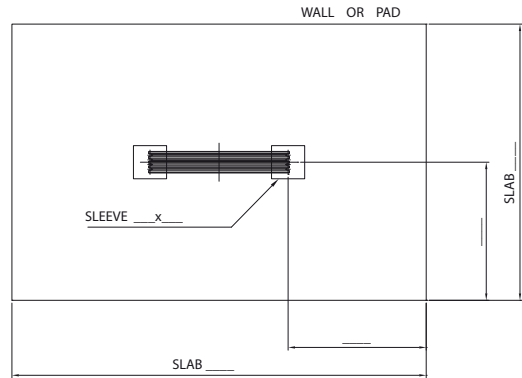
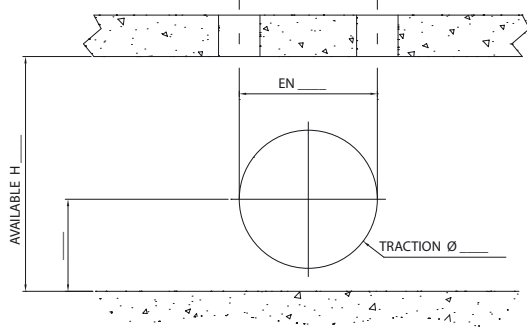
## SWERVE TRACTION PULLEY - MACHINE ROOM ABOVE



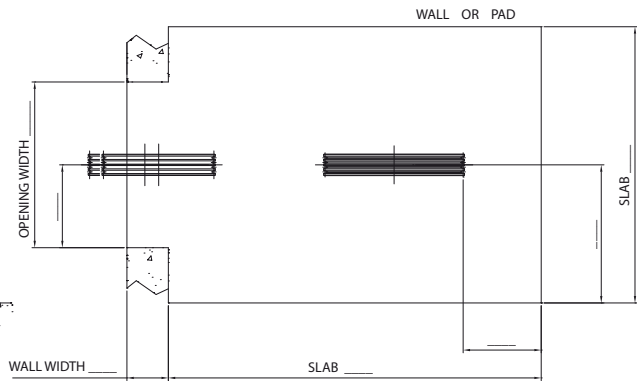
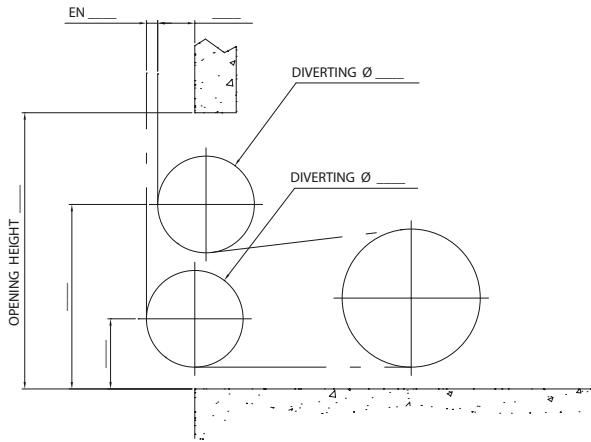
# Gear machine bedplate replacement kit

(4/6)

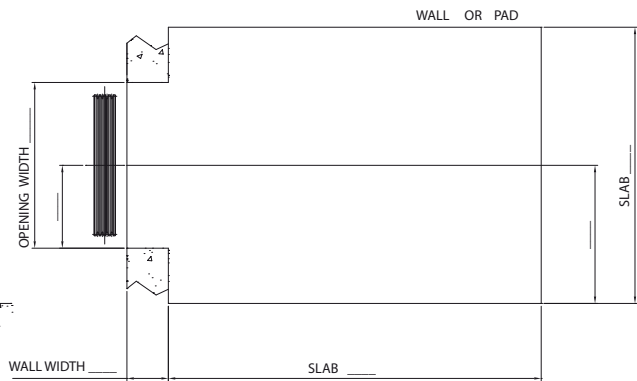
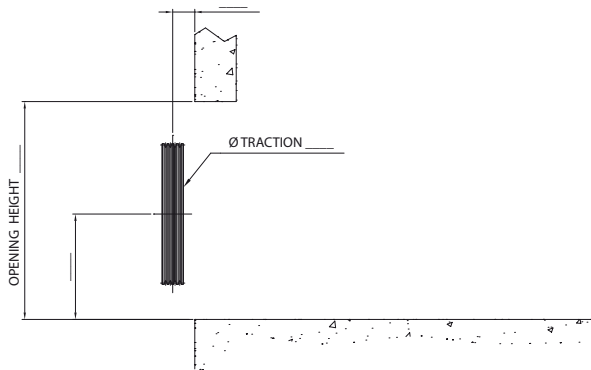
**MACHINE ROOM BELOW - DIRECT**



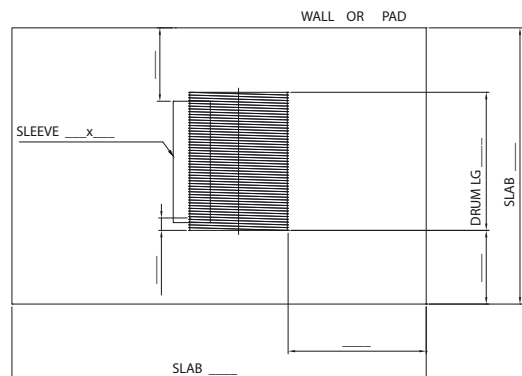
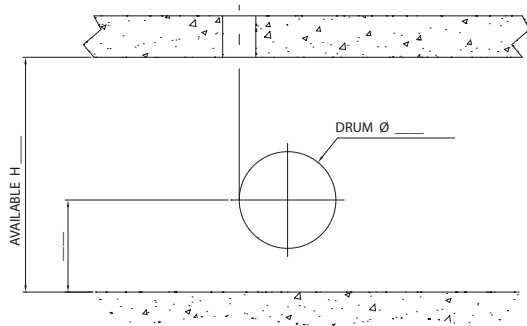
**MACHINE ROOM BELOW AT SIDE**



**MACHINE ROOM BELOW AT SIDE - TRACTION SHEAVE INTO SHAFT**



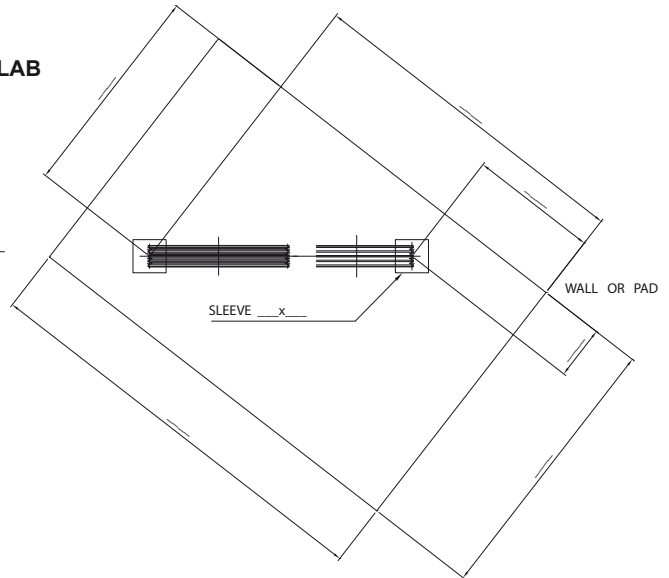
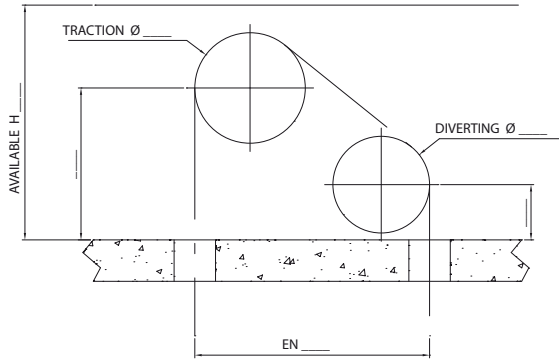
**MACHINE ROOM BELOW - DRUM MACHINE - DIRECT**



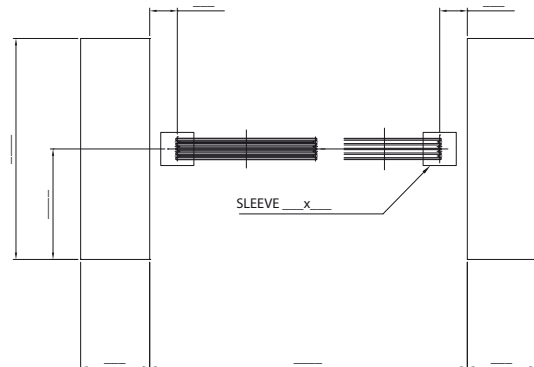
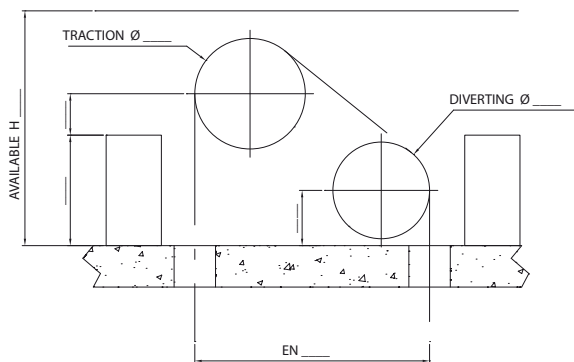
# Gear machine bedplate replacement kit

(5/6)

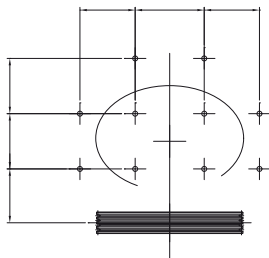
## MACHINEROOM ABOVE WITH DIVERTING PULLEY ON SLAB WITH SKEWED WALLS



## MACHINEROOM ABOVE WITH DIVERTING PULLEY ON SLEEPER WALLS

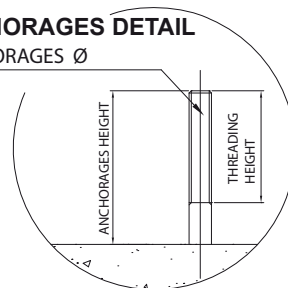


## EXISTING ANCHORAGES



## ANCHORAGES DETAIL

ANCHORAGES Ø



# Gear machine bedplate replacement kit


(6/6)

To be filled in for any order for a chassis

Ref :

Date :

<b>Motor room dimensions :</b>	<input type="text"/>
<b>Machinery room width :</b>	<input type="text"/>
<b>Machinery room depth :</b>	<input type="text"/>
<b>Available height :</b>	<input type="text"/>



# Push button box record EN81/70

Customer ..... Contact .....

Reference ..... Date .....

## Electronic cabinet only (relay cabinet no, button with integrated bus no)

Brand : ..... Type\* : ..... Nb level : .....  
 Existing light voltage  24 V  48 V  AC  DC Note : > 10 levels, 3 rows

Button with call 1 single contact NO only

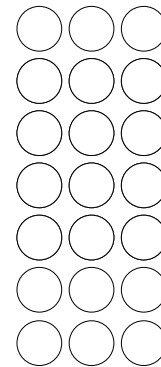
\* If manoeuvre NG12 not equipped with light board, provide board 14 800 011H in addition.

### Manoeuvre

- simplex  locking
- duplex  down collective
- full collective
- full collective at ground floor

### Instruction plate information

- Load : .....
- Lift N° : .....
- Customer logo CE N° : .....
- Tel. N° : .....



### Reference

EVOLYA collar



Symbol SYNIA



### Button

ANGEL Ø30,8



DEMON Ø30,8  
vandal-resistant



### Cyntra

CYNTRA brushed stainless steel



CYNTRA gold-toned brushed  
stainless steel Ø30,8



STOCK wall-mounted column

W220 x H ..... (1900 to 2130)



#### EVOLYA

- 6" horizontal display + synthesis
- 7" horizontal backlight
- EVOLYA collar
- ANGEL or DEMON button
- From 2 to 15 levels

finish cap  
(for STOCK column)

W : ..... H : .....  
Other dimension

STOCK wall-mounted half column

width 220 x height 1060



#### EVOLYA

- 4" horizontal display + synthesis
- 7" vertical backlight
- EVOLYA collar
- ANGEL or DEMON button
- From 2 to 15 levels

#### CYNTRA

- 4" horizontal display + synthesis
- 5" vertical backlight
- CYNTRA button
- From 2 to 6 levels

W : ..... H : .....  
Other dimension

Built-in face plate STOCK

W130-180-240 x H900



#### EVOLYA

- Emergency lighting
- 4" horizontal display + synthesis
- 7" vertical backlight
- EVOLYA collar
- ANGEL or DEMON button
- L180 x H900 from 2 to 10 Lev.
- L240 x H900 from 11 to 15 Lev.

#### CYNTRA

- 4" vertical display + synthesis
- 5" vertical backlight
- CYNTRA button
- From 2 to 12 levels - W130 x H900

W : ..... H : .....  
Other dimension

## Finish

- chrome mirror-finish ss
- black mirror- finish ss
- gold-toned brushed ss
- brushed ss
- inox brossé ton or
- engraved ss
- linon stainless steel

Key switch  with spring (luminous)  2 positions / 1 release  2 positions / 2 releases function : .....

Telephone  SAFELINE  AMPHITEC  MICOME

prewiring  closing button

### Lateral profile for column

- integration with
- quarter round
- luminous quarter round

### Intercommunication

- car intercom
- fireman box with interphone
- caretaker handset
- machinery handset

EVOLYA H185 mm

Qty : .....  
 W : ..... H : .....  
Other dimension

Width  
 W68  L85  L105

Anchorage  
 screws  
 goujons  
 screw + anchor

EVOLYA 1 bouton + plate 2" W 85 Ht 185mm

Qty : .....  
 W : ..... H : .....  
Other dimension

Plate  
 customer logo  
 miscellaneous text : .....

Lev. concerné : .....

Anchorage  screws  studs  
 screw + anchor  
 vandal-resist

EVOLYA wall-mounted W 85 Ht 185mm

Qty : .....



EVOLYA 1 bouton wall-mounted + 2" display W85 x H185 mm

Qty : .....

vandal-resist

Levels concerned : .....

CYNTRA H185 mm

Qty : .....  
 W : ..... H : .....  
Other dimension

Width  
 L48  L58  L85

Anchorage  
 screws  
 studs  
 screw + anchor

CYNTRA 1 bouton + 2" display L58 x H185 mm

Qty : .....  
 W : ..... H : .....  
Other dimension

Levels concerned : .....

Anchorage  
 screws  studs  
 screw + anchor  
 vandal-resist

SYNIA L58 x H185 mm

Qty : .....  
 W : ..... H : .....  
Other dimension

Anchorage  
 screws  studs  
 screw + anchor  
 vandal-resist

Options


Indicator  "lift here"  
 out of order

Key switch

with spring (luminous)  
 2 positions / 1 retrait  
 2 positions / 2 retraits  
 Quantity : .....  
 Function : .....

2 inch display

58x185  58x185  185x85




Qty : ..... W : ..... H : .....  
Other dimension

Nvx concernés : .....

Anchorage  screws  studs  
 screw + anchor  
 vandal-resist

3 inch display

105x185  185x125  178x130




Qty : ..... W : ..... H : .....  
Other dimension

Nvx concernés : .....  gong

Anchorage  screws  studs  
 screw + anchor  
 vandal-resist (L=115)

4 inch display

100x195  195x100  178x130




Qty : ..... W : ..... H : .....  
Other dimension

Nvx concernés : .....  gong

Anchorage  screws  studs  
 screw + anchor  
 vandal-resist

6 inch display

200x220 Qty : .....



W : ..... H : .....  
Other dimension


Nvx concernés : .....

Fixation  screws  studs  
 screw + anchor  
 vandal-resist

gong

Direction arrows display

105x185  185x125  178x130




Qty : ..... W : ..... H : .....  
Other dimension

Nvx concernés : .....  gong

Fixation  screws  studs  
 screw + anchor

Next departure indicator

face plate on car pillar (81/70 simplex)  40x185



Finish

chrome mirror-finish ss  black mirror-finish ss  gold mirror-finish ss  linon stainless steel  
 brushed ss  gold-toned brushed ss  engraved ss



## Supply required

Board to the 82-212 standard / 82-511 standard : + 80 mm on the pit/min. HDN please contact us

### Car frame

	P+Q max kg	VS m/s	Vitesse de prise maxi en m/s	Minimum pit	Mini HDN or available clearance height	Maxi car outside width	Type	
<input type="checkbox"/>	1400 kg	0,6 - 1,6	2	467 + Hp	590 + Hext - Hp	DEG - 46	EESY 80	Bi-directional safety gear
<input type="checkbox"/>	1400 kg	0,6 - 1,6	2	480 + Hp	590 + Hext - Hp	DEG - 76	EESY 140	Bi-directional safety gear
<input type="checkbox"/>	1400 kg	0,6 - 1,6	2	380 + Hp	590 + Hext - Hp	DEG - 56	EESY 140	Bi-directional safety gear
<input type="checkbox"/>	2000 kg	0,6 - 1,6	2	480 + Hp	630 + Hext - Hp	DEG - 56	EESY 200	Bi-directional safety gear
<input type="checkbox"/>	2800 kg	0,6 - 1,6	2	515 + Hp	660 + Hext - Hp	DEG - 60	EESY 280	Bi-directional safety gear
<input type="checkbox"/>	700 kg	0,63	-	415 + Hp	460 + Hext - Hp	DEG - 18	AF 3,5 D	Single directional safety gear
<input type="checkbox"/>	950 kg	0,75	1	450 + Hp	2390	DEG - 10	RENO 60	Round guide car frame
<input type="checkbox"/>	Other to order							Bi-directional safety gear

### Car frame option

- lateral tie rods  Oileurs  
Car depth > 2000

### Polyurethane buffer + support

- pits position  top of shaft (drum)

### Accessories

#### Overspeed governor

- overspeed governor pulley Ø 200 - 250 - 300 Ø : .....
- tension pulley Ø 200 - 300 - 350
- rope Ø 6 Lg : .....
- universal limiter casing + accessories

#### Features of the governors

- left  simple prise  à ressort
- right  double prise  à contrepoids
- remote control  sur guide

#### Ropes

- Suspension cable anchorage  eye bolt
- wedges
- crimped
- Ropes  textile
- combined
- metal

#### Features of the ropes

- with spring (counterweight side) Qtt : .....
- without spring (car side) Qtt : .....

Qtt : .....

Lg : .....

- counterweights (fill out the request provided for this purpose)

## Comments or additional equipment

.....

.....

.....

.....

.....

.....

Sales ..... Tel. .... Fax. ....

Estimate n° ..... Transaction n° ..... Date .....



# Safety gear T / Round guide rail statement

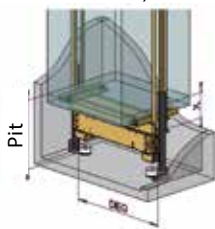
Cust. \_\_\_\_\_ Contact \_\_\_\_\_ Date \_\_\_\_\_  
 Tel. \_\_\_\_\_ Fax \_\_\_\_\_ Mail \_\_\_\_\_  
 Reference \_\_\_\_\_

## Existing material characteristics

CU : \_\_\_\_\_ kg    PM : \_\_\_\_\_ m/s    VIT : \_\_\_\_\_ m    DEG : \_\_\_\_\_ mm    Pit : \_\_\_\_\_ m    X : \_\_\_\_\_ m  
Capacity                      Static load                      Speed                      Dist. between rails                      Distance between ground inside car and existing car frame

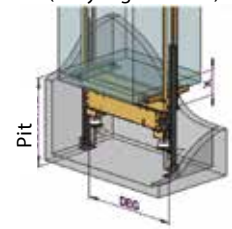
### Buffer

Buffers lateral position (guide rail T standard)



Type	CU + PM maxi	Pit mini
TB 3	1400 kg	451 + x
TB 5	2800 kg	451 + x
RENO 60	900 kg	435 + x
Other to be studied (SP0)		

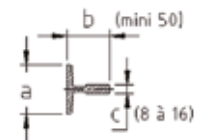
Buffers fixed on guide rails (only T guide rail)



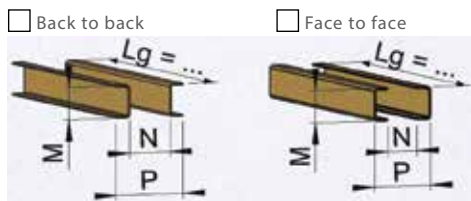
### Guide rails

Guide rail T : a \_\_\_\_\_ x b \_\_\_\_\_ x c \_\_\_\_\_  
 Round guide rail (full) : Ø \_\_\_\_\_ mm

Finish of guide rails     Cold drawn  
     Machined



### Existing car frame



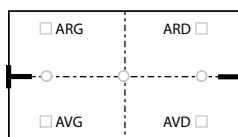
- Profiles
- (L)
  - (L)
  - (C)
  - (Z)
  - (S)

Others \_\_\_\_\_  
 \_\_\_\_\_  
 \_\_\_\_\_  
 \_\_\_\_\_

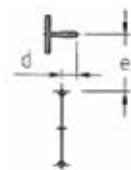
Lg : \_\_\_\_\_    M : \_\_\_\_\_    N : \_\_\_\_\_    P : \_\_\_\_\_

### Positions

- Buffer position
- Overspeed governor position



Limiteur    e : \_\_\_\_\_  
    e = 120 for guide rail T standard  
    e = 220 for round guide rail standard  
    d : \_\_\_\_\_  
    Ø : \_\_\_\_\_



## Supply required

- Complete kit PMD280 TB3/TB5
- Up and down overspeed governor Ø 200 - 300 - 350 mm
- Tension pulley     with springs fixed to the ground
- with counterweight fixed to guide rails
- Polyurethane buffers and supports
- Brackands adaptation
- Overspeed Ø 6 mm rope
- Speed governor hood

## Comments or additional equipment

\_\_\_\_\_  
 \_\_\_\_\_  
 \_\_\_\_\_  
 \_\_\_\_\_

Sales \_\_\_\_\_ Tel. \_\_\_\_\_ Fax. \_\_\_\_\_  
 Estimate n° \_\_\_\_\_ Transaction n° \_\_\_\_\_ Date \_\_\_\_\_

## Hydraulic renovation kit

Client ..... Contact ..... Date .....  
Tel. .... Mail ..... Reference .....

### Existing equipment data

CU : ..... kg Travel : ..... mm Speed : ..... m/s DW : ..... kg or no-load static pressure taken from the unit's pressure gauge : ..... bars  
Payload Device stroke Nominal speed Dead weight (Car + sling + doors)

Unit's mark .....

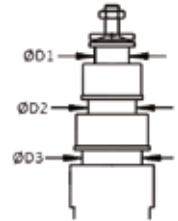
Pump flow rate ..... L/mn Motor capacity ..... HP

- Device installation
- direct side 1/1
  - sheaved side 2/1
  - direct central
  - buried jack

- Type of jack
- 1 strand
  - Ø D1 : ..... mm



- telescopic
- Ø D1 : ..... mm
  - Ø D2 : ..... mm
  - Ø D3 : ..... mm
  - D3 only for jack 3 strands

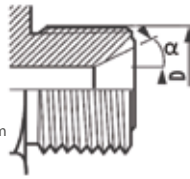


- Number of jacks
- 1 jack
  - 2 jacks

Connection depending on supply to take from the slide calliper

Ø threading A jack's output : male / cylindrical / imperative flared

- 1" ¼ BSP Ø on thread 41,9 mm - Pitch = 2,3 mm
- 35 L metric Ø on thread 45 mm - Pitch = 2 mm
- 1" ½ BSP Ø on thread 47,8 mm - Pitch = 2,3 mm
- 42 L metric Ø on thread 52 mm - Pitch = 2 mm
- 2" BSP Ø sur file 59,6 mm - Pitch = 2,3 mm
- Connection client lot



Ø threading B unit's output : male / cylindrical / imperative flared

- 1" ¼ BSP Ø on thread 41,9 mm - Pitch = 2,3 mm
- 35 L metric Ø on thread 45 mm - Pitch = 2 mm
- 1" ½ BSP Ø on thread 47,8 mm - Pitch = 2,3 mm
- 42 L metric Ø on thread 52 mm - Pitch = 2 mm
- 2" BSP Ø on thread 59,6 mm - Pitch = 2,3 mm
- Connection client lot

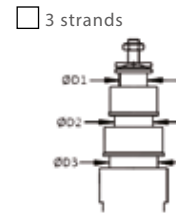
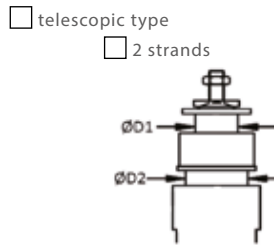
### Service required

- Controller + wiring (fill in form : Sodelem electrical renovation kit)
- Unit supply + jack + flexible hose
- Unit supply + flexible hose (specify Ø threading A)
- Unit supply only (connection between existing flexible hose and client lot's unit)
- Jack supply + flexible hose (specify Ø threading B)
- Jack supply only (connection between existing flexible hose and client lot's unit)

Selected speed : ..... m/s (max. 1 m/s - caution if nominal speed Vn < 0,63 m/s Progressive safety gear ; if nominal speed > 0,8 m/s speed governor)

### Caractéristiques vérin

- type 1 strand
  - 1 part
  - 2 parts
  - 3 parts
- hose type connection position
  - on top of jack
  - at bottom of jack



### Unit specifications

- Type (if imperative choice)  MORIS  HYDRONIC LIFT  BUCHER
- Supply voltage  400 V Tri  230 V Tri  50 Hz  60 Hz
- Actuators voltage  24 V  48 V  110 V  220 V  AC  DC
- Start  star triangle  direct
- Pressure switch  1 (overload)  2 (overload + collective control non stop)

Length flexible hose : ..... m  
(distance exit OLEO unit → connection flexible hose to jack)

### Options

- Pre-setting cooler
- Cooler + thermostat + 2 flexible hoses
- Releveling micro pump
- Electronic starter only for BUCHER unit
- Levelling sealing glue
- Emergency actuator 12 V
- Oil supply
- Full gasket set for jack  
Number :  1  2
- Secured valve EN 81.2 / A3

### Observations

.....  
.....  
.....

# Car / Inside decoration replacement (1/4)

Customer :  Contact :  Tel.  Fax   
 Ref. :  Mail:  Date

### Existing equipment data sheet

#### INSTALLATION

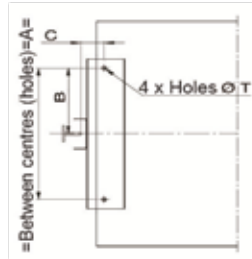
DEG :  mm

#### SHAFT or TOWER (side next to the shaft inside space)

Width :  mm Depth :  mm  
mini mini

Guide rail layout :  mm

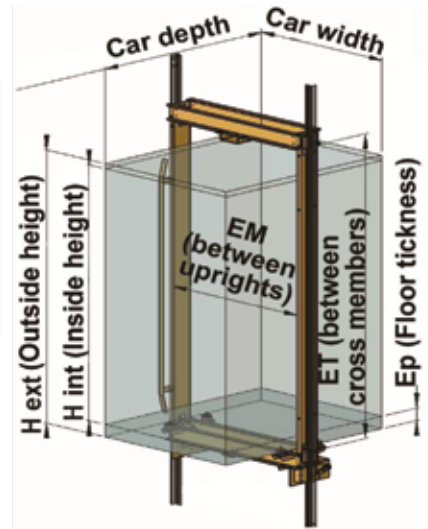
Distance between landing door and guide rails axes mini.



#### EXISTING CAR FRAME

TO BE REPLACED  TO BE REUSED

A :  B :  C :   
 T :  EM :  mm ET :  mm  
Between uprights Between cross members



#### CAR

Existing car  Steel  Wood  Inner cow frame (attach sketch)

CU :  kg Width :  mm Depth :  mm

Payload

H int :  mm H ext :  mm Ep :  mm  
Inside height Outside height Floor thickness

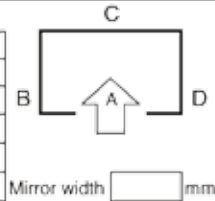
### Supply required

CU wanted  kg  Handicapped access  
 CAR TYPE  On car frame  Sodispace integral car frame

#### INSIDE DECORATION TYPE (see on next page colours cf.)

- Customer supply
- Colours ODFON (ARPA 9 colours)
- Colours VENDOME (Printwood 20 colours + ARPA 9 colours)
- Stainless steel :  Brushed  Engraved  Polished mirror
- Glass wall :  1 face  2 faces  3 faces

Face	A	B	C	D
Access	X			
Push button box				
Half-length mirror				
Full length mirror				
Hand rail				
Toe board				
Sill/Recess				



#### FLOOR TYPE

- Wooden floor (by other)
- 3 mm carpet  
Colour :  Seth  Amsat  Mykerinos  Tarabus
- Recess floor  15  25 mm
- Stainless steel  Brushed  Engraved
- Granit Type :

#### CEILING TYPE

- White EPOXY
- Stainless steel  Brushed  Engraved
- Zinc electroplated
- Trap door

#### FALSE CEILING TYPE

- EPOXY white articulated (LED spot)
- ODE (fluorescent light)
- Constellation (fluorescent light)

#### OPTIONS

- Protective sill
- Telephone recess
- Protection blanket

#### LIGHTING

- A TV tray
- LED spot light
- Flush fitted fluorescent light
- Fluorescent light in suspended ceiling

#### PUSH BUTTON BOX

- Reused (modified by the customer)
- Front plate dim. :  x
- Full height COP in stainless steel  
face mounted L220 mm
- COP height 1900 mm with additional plate
- Full height COP
- Corner column
- Lighted column
- Number of levels  
(See SODELEM description)

#### HAND RAIL

- (Mounting to the 81.70 standard)
- Stainless steel aspect tube
  - Stainless steel aspect end
  - St. steel polished tube
  - Stainless steel end
  - Black stainless steel end
  - Gold stainless steel end

#### DOOR ADAPTATION

Clear opening  H :  mm  
 Telescopic  Central  Folding  
 Brand :

Commissioned by the customer (documentation to provide)  
 Number of panels :  Threshold width :  mm  
 Others :   
 Type :

Comments or additional equipment :

CAR MANUFACTURE LEAD TIM :

## Car / Inside decoration replacement (2/4)

### FINISHING

**Our supply includes :**

#### Items

The design study according to your sketch  
 All the panels covered with laminated  
 Anodised natural colour aluminium toe boards with fastenings  
 42mm dia. Round aluminium handrail at the back of the car  
 Full width half-length mirror at the back of the car - Natural colour  
 White diffusing suspended ceiling kit with white aluminium section + 2 x 18 W fluorescent tubes  
 TARALEY PVC glue-free floor mat (Mykérinos, Amset, Set)  
 Mounting kit (clips and pop rivets)

### Car face covering

#### Odéon colours :

##### ARPA STANDARD range

ERABLE 1930	<input type="radio"/>
CHENE CLAIR 4367	<input type="radio"/>
AUNE 4176	<input type="radio"/>
TECK 4445	<input type="radio"/>
CERISIER 1932	<input type="radio"/>
NOYER 1890	<input type="radio"/>
TITANIUM 2206	<input type="radio"/>
ANIS 3139	<input type="radio"/>
AZZURO 2609	<input type="radio"/>
Others colours on request	<input type="radio"/>

#### Vendôme colours (Including Odeon) :

##### ARPA STANDARD range (to be fill in)

##### PRINTWOOD range

(To be picked from the Printwood 20 colours on Abet laminati -  
[www.abet-laminati.it](http://www.abet-laminati.it))

Réf. :

##### Options :

##### Others VENDOME colours (option, réf. à communiquer) :

FORMICA colours (except metallic paint, décometal, ligna)	<input type="radio"/>
POLYREY colours (except veneer)	<input type="radio"/>
OBERFLEX colours (except bamboo, mapple, etc)	<input type="radio"/>
HUBLER colours	<input type="radio"/>

Réf. :

<b>Standard floor</b>	MYKERINOS	<input type="radio"/>	<b>option</b>	TARABUS	<input type="radio"/>
	AMSET	<input type="radio"/>		GRANIT	<input type="radio"/>
	SETH	<input type="radio"/>			

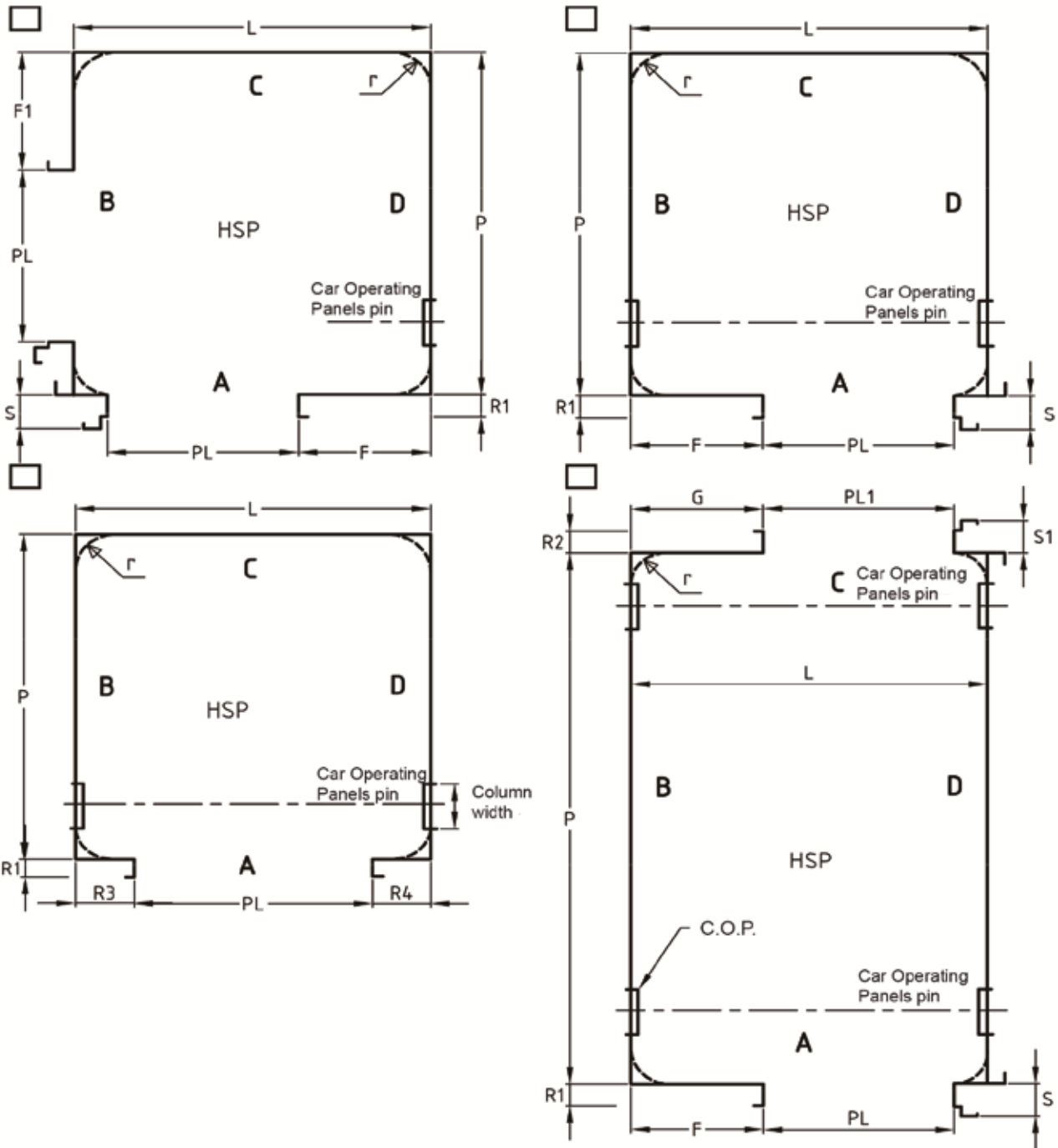
#### Ceiling

White tilt false ceiling with LED spotlights	<input type="checkbox"/>
Black or white decorative false ceiling with fluorescent lighting	<input type="checkbox"/>
Decorative false ceiling in polished stainless steel finish engraved stainless steel finish	<input type="checkbox"/>
Black or white decorative false ceiling with fluorescent lighting, with bended central part	<input type="checkbox"/>
KAIBOTI black	<input type="checkbox"/>
DAMIER black	<input type="checkbox"/>
CELESTE white	<input type="checkbox"/>

#### Options :

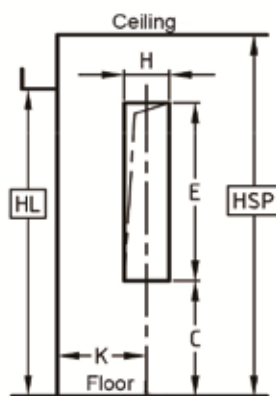
Aluminium claddings covered in stainless steel - th. 8/10.	<input type="checkbox"/>
Additional aluminium hand rail	<input type="checkbox"/>
Round stainless steel hand rail	Face B <input type="checkbox"/>
Stainless steel flush end plug for hand rail	Face B <input type="checkbox"/>
Full length natural colour mirror, 358 mm wide	Face D <input type="checkbox"/>
Recess for push button box front plate	Face C <input type="checkbox"/>
Corner section for car with rounded corners	Set of 2 <input type="checkbox"/>
Stainless steel entrance without recess	Face D <input type="checkbox"/>
Stainless steel entrance with ventilation	Brushed stainless steel <input type="checkbox"/>
Halogen spot light	Brushed stainless steel <input type="checkbox"/>
Protection blanket	Brushed stainless steel <input type="checkbox"/>
	Engraved stainless steel <input type="checkbox"/>
	Engraved stainless steel <input type="checkbox"/>
	Engraved stainless steel <input type="checkbox"/>

## Car / Inside decoration replacement (3/4)



HSP	mm
L	mm
P	mm
PL	mm
PL1	mm
F	mm
G	mm
S	mm
S1	mm
R1	mm
R2	mm
R3	mm
R4	mm
HL	mm

**Cut-out for Car operating panels**



B to B position	
E	
C	
K	
H	



Specify the faces: ...../.....



# EOL hydraulic lift replacement kit (1/2)

Customer ..... Contact ..... Date .....  
Tel. .... Mail ..... Reference .....

## Existing material characteristics

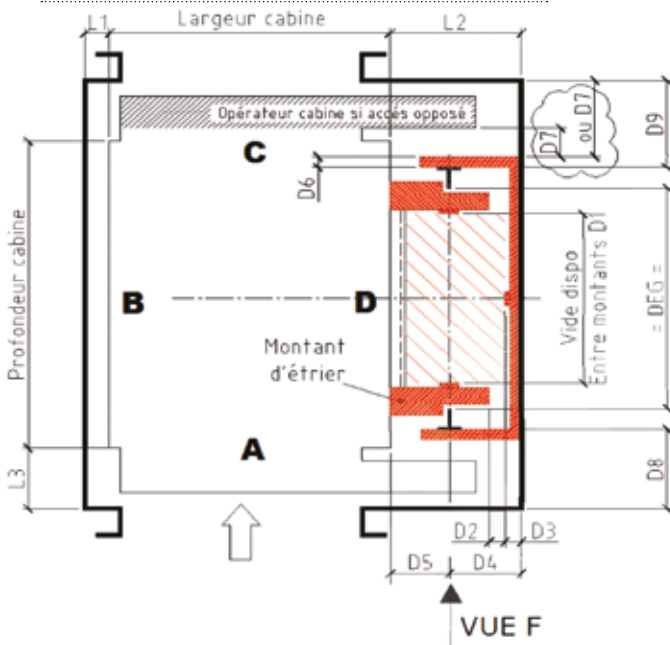
PL : ..... kg      Travel : ..... mm      Sp : ..... m/s      No. of levels : .....      DW : ..... m/s  
 Payload      Lift travel- 18 m max      Rated speed - max 0,63 m/s      Car dead weight 750 kg max.  
 Headroom ..... mm      Car width ..... mm      Shaft width ..... mm      for 630 kg PL  
 Pit ..... mm      Car depth ..... mm      Shaft depth ..... mm

## Car frame outline record

Roping 1 roped actuator 2/1

Car frame brand : ..... Safety gear brand : .....

Model : .....

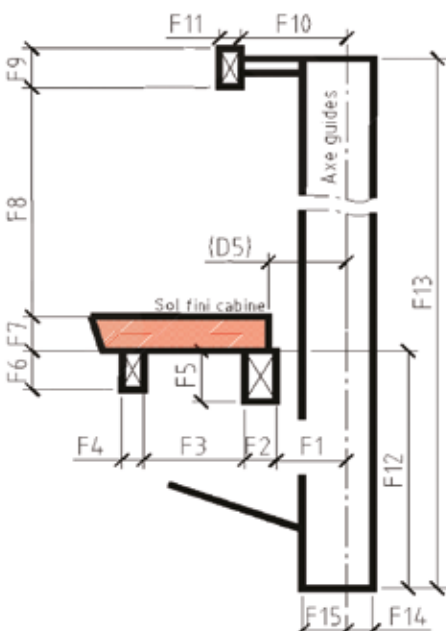


- DGB ..... mm
- D1 ..... mm
- D2 ..... mm
- D3 ..... mm
- D4 ..... mm
- D5 ..... mm
- D6 ..... mm
- D7 ..... mm
- D8 ..... mm
- D9 ..... mm
- L1 ..... mm
- L2 ..... mm
- L3 ..... mm

Side	A	B	C	D
Access	<input type="checkbox"/>	<input type="checkbox"/>	<input type="checkbox"/>	<input type="checkbox"/>
Car COP	<input type="checkbox"/>	<input type="checkbox"/>	<input type="checkbox"/>	<input type="checkbox"/>
Landing COP	<input type="checkbox"/>	<input type="checkbox"/>	<input type="checkbox"/>	<input type="checkbox"/>
Jack screw	<input type="checkbox"/>	<input type="checkbox"/>	<input type="checkbox"/>	<input type="checkbox"/>

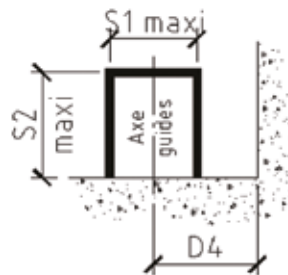
## Car frame record

VUE F



- F1 ..... mm
- F2 ..... mm
- F3 ..... mm
- F4 ..... mm
- F5 ..... mm
- F6 ..... mm
- F7 ..... mm
- F8 ..... mm
- F9 ..... mm
- F10 ..... mm
- F11 ..... mm
- F12 ..... mm
- F13 ..... mm

## Guide rail starter record



- S1 ..... mm
- S2 ..... mm
- S3 ..... mm

no guide rail started

## Lift car guide record



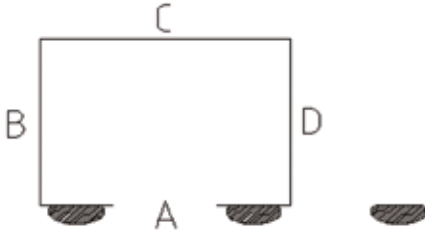
- a ..... mm
- b ..... mm
- c ..... mm

## EOL hydraulic lift replacement kit (2/2)

### To be quoted and delivered

Landing controller nearest motor level

W 305 x D 122 x H 1960 mm



- left
- right
- other

Power controller in the shaft

Complete form : SODELEM electrical refurbishing kit

Drive kit : motor support + Gearless + belt + load weight

Mechanical accessories kit : counterweight + cwt guide + cwt guide bracket + cwt buffer + top shaft pulley + support(s)

Speed governor kit : remote controlled governor + support + tension pulley + cable

### Options

Car damper support

- to be bolted to the ground
- on guide

Number :  1  2

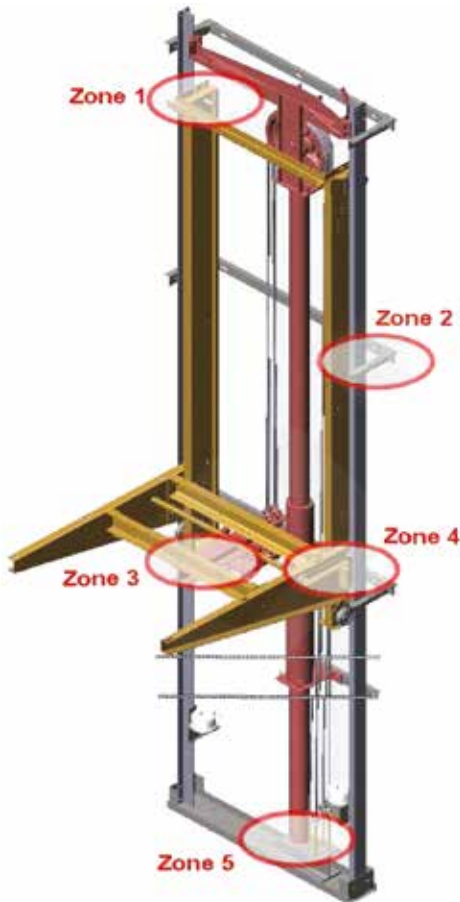
2,5 m counterweight guide

### Parts to be attached

12 mandatory photos at least  
(overview + detailed view)

- Pit overview
- Shaft roof overview
- Zone 1 : car top bracket view
- Zone 2 : guide rail bracket view
- Zone 3 : car underneath view
- Zone 4 : safety gear + linkage view
- Zone 5 : guide rail starter view

### Comments or additional equipment



.....

.....

.....

.....

.....

.....

.....

Sale person ..... Tel. .... Fax. ....

Quotation n° ..... Installation n° ..... Date .....

**Customer :**  Tel :  Ref. :   
 Contact :  Fax :  Email :  Date

**Lift type**  
 Passenger lift     Bed lift     Goods lift     Observation lift     Car lift

**Traction lift type**  
 Roomless :     Médium     VMotion Be     VMotion XS     SMALL  
 With machine room :     Top :      bottom :   
 Traction machine :     Suspension     Drum     Hydro  
 If hydro :     Hydronic Lift     Moris     Bucher     Bucher - progressive start     Bucher - VVVF for car lift

**Standards**    Builds :     New     Existing  
 EN 95/16/CE and EN 81-70  
 Public : 1 to 4     1 to 4 type U or J     5      EN 81 - 71    type :     0     1     2  
 EN81-1/2 87     GOST POUBEL LIVING HOUSE

**Shaft**  
 Shaft to build     Existing shaft  
 Closed shaft structure     Glass shaft structure     Mesh shaft structure     Inside     Outside  
 If structure :     Supplied     Not supplied (.....)  
 If glass structure :    Glass side(s)     A     B     C     D  
 Width     Depth     Pit     Headroom

**Specifications**  
 Load  kg    Levels     Travel  m    Speed  m/s VF

**Access**  
 Single access     Opposite access     90° access     3 sides opening  
 Through opening    If through, quantity     Side selection     Yes     No

**Landing doors**  
 Doors in shaft :    Yes     No     No fire rated     Fire rated   
 Type :     Without     Swing not supplied     Swing     Swing big window  
 Center :     2     4     6 panels  
 Telescopic :     2     3 panels  
 Architrave     Full opening     or narrow uprights  
 Finishes :     Prime painted (RAL 7032)     EPOXY from FERMATOR range    If EPOXY RAL nr   
 Engraved St/St     Brushed St/St     Lino St/St     Brushed St/St 304     Engraved St/St 304  
 Glass door :     Panels     Panels + 1 upright     Panels + 2 uprights     Standard glassing     Full glass  
 Sill bracket :     Supplied     Not supplied  
 Sill :     Aluminium     Steel     Full steel     Light St/St     Full St/St

**Car door(s)**  
 (If doors in shaft) :     Locking device     Steel toe guard in (not supplied)  
 Type :     Without    Center :     2     4     6 panels  
 Telescopic :     2     3 panels     Plycab     Miniplycab  
**Clear opening :**  x   
 Finishes :  
 Prime painted (RAL 7032)     EPOXY for RAL range    If EPOXY RAL nr      Engraved St/St Aisi 304  
 Brushed St/St     Lino St/St     Glass panels     Brushed St/St Aisi 304     Engraved St/St 304  
 Glass doors :     Panels     Panels + 1 upright     Panels + 2 uprights     Standard glassing     Full glass  
 Sill :     Aluminium     Steel     Full steel     Light St/St     Full St/St

**Control :**

- |                                 |  |  |  |
|---------------------------------|--|--|--|
| <input type="checkbox"/> A.P.B. | <input type="checkbox"/> Down collective | <input type="checkbox"/> Up collective | <input type="checkbox"/> Full collective |
| <input type="checkbox"/> Duplex | <input type="checkbox"/> Duplex smart    | <input type="checkbox"/> Triplex       | <input type="checkbox"/> Quadruplex      |
|                                 |  | <input type="checkbox"/> Quintuplex    | <input type="checkbox"/> Sextuplex       |
|                                 |  |  | <input type="checkbox"/> U36             |

**CARS**

Type :

- |  |  |
|--|--|
| <input type="checkbox"/> Galvanized    | <input type="checkbox"/> Prime (RAL 7032)    |
| <input type="checkbox"/> Epoxy         | <input type="checkbox"/> Square              |
| <input type="checkbox"/> Odéon (ARPA)  | <input type="checkbox"/> Vendôme (Printwood) |
| <input type="checkbox"/> SMALL         | <input type="checkbox"/> Glass               |
| <input type="checkbox"/> Brushed St/St | <input type="checkbox"/> Engraved St/St      |
|  | <input type="checkbox"/> Lino St/St          |
- Others laminates :

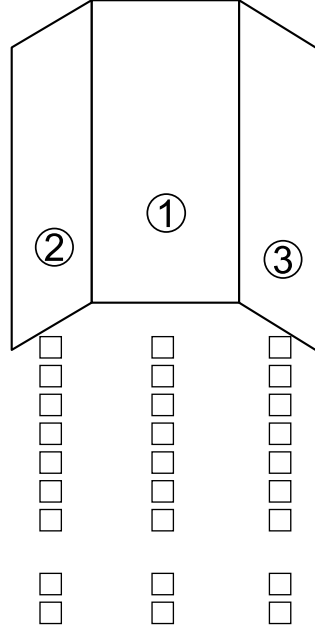
- Entrance :
- |                                     |  |  |   |
|-------------------------------------|--|--|---|
| <input type="checkbox"/> Epoxy      | <input type="checkbox"/> Prime painting (RAL 7032) | <input type="checkbox"/> Brushed St/St | <input type="checkbox"/> Engraved St/St |
| <input type="checkbox"/> Lino St/St | <input type="checkbox"/> Galvanized                | <input type="checkbox"/>               | <input type="checkbox"/>                |

Width

Depth

Height

If glass :



Gladding  Top  Bottom

Gladding finish :

- |  |   |                                     |
|--|---|-------------------------------------|
| <input type="checkbox"/> Epoxy         | <input type="checkbox"/> Galvanized     | <input type="checkbox"/> Prime      |
| <input type="checkbox"/> Brushed St/St | <input type="checkbox"/> Engraved St/St | <input type="checkbox"/> Lino St/St |
| <input type="checkbox"/> Prime finish  |   |                                     |

**OPTIONS**

**Car**

- Taralay floor (plastic)
- Granit Trend floor \*  \*\*  \*\*\*
- 25 mm recess floor
- St/St floor : graved  mounted
- Aluminium floor
- Graved steel floor
- 1/2 Hgt mirror full width
- Full height mirror -300
- St/St handrail
- (Standard St/St aspect)
- St/St skirting
- (Standard St/St aspect)
- Decorative false ceiling
- (Standard LED)
- Deco round false ceiling (Vendôme)
- St/St false ceiling
- Trapp door
- Car blanket

**Car signalling**


- Cell
- Safety edge
- Key switch
- Voice announcer
- Car gong
- Car /guard intercom
- Mechanical car fan
- Magnetic loop
- Wood protect Qty  / side
- St/St protect Qty  / side


- |   |
|---|
| <input type="checkbox"/> Main switch (DTU)  |
| <input type="checkbox"/> Emergency lighting |
| <input type="checkbox"/> 2,50m Guide rails  |
| <input type="checkbox"/> Tape selection     |


**Landing signalling**


- Démon button (Angel on Std)
- Away push button Qty
- Key switch
- Landing switch
- Fireman priority intercom
- Display + arrows + Gong :
  - Main floor
  - All floors
- Arrows :
  - Main floor
  - All floors
- Pit water detector
- Non-stop damage floor
- Emergency controller
- Safety gear on counterweight
- Start up kit
- Mobee


**Remarks :**































[www.SODIMAS.com](http://www.SODIMAS.com)

**Head office**

11 rue Ampère  
26600 Pont de l'Isère  
FRANCE

☎ +33(0)4 75 84 86 00

☎ +33(0)4 75 84 67 30

e-mail : [accueil@sodimas.fr](mailto:accueil@sodimas.fr)

